




LIGHT-DUTY LEVELERS
WOOD SCREW GLIDES
CABINET FEET

Wood Screw Glides

IEC's *wood screw glides* shown here allow for easy sliding. They have a PTFE base with a black rubber cushion top. They can also use sheet metal screws and standard machine screws with or without a nut.



Wood Screw Glides

P/N	Dia.	Base Height	Hole Size	Thread
IL25-SLDR-WOOD	1	3/16	3/16	#6 x 5/8
IL27A-SLDR-WOOD	2	1/4	3/16	#6 x 5/8




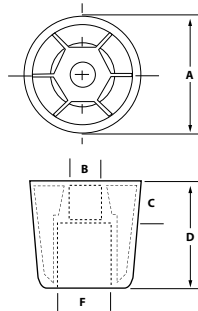
Wood Screw Felt Pad Glides

P/N	Dia.	Felt Thick.	Color
IL20-2-FELT-WOOD	3/4	3/8	GREY
IL20-3-FELT-WOOD	7/8	3/8	GREY
IL20-4-FELT-WOOD	1	3/8	GREY
IL20-5-FELT-WOOD	1-1/8	3/8	GREY

Cabinet Feet

38-Cabinet Feet Bumpers IEC *plastic cabinet feet* are ideal for light cabinets, tables and furniture. They attach to wood, metal or plastic. They are supplied with panhead wood screws.

39-Thermo-Plastic Rubber Feet/Bumpers IEC's *thermo-plastic rubber feet/bumpers*.



38-Cabinet Feet

P/N	A	B	C	D	E	F	USES SCREW	COLOR
		HOLE DIA.			TAPER			
IL24-CAB-3/8	7/8	5/32	3/16	3/8	8	5/16	A	BLACK
IL24-CAB-1/2	7/8	13/64	1/4	1/2	10	3/8	B	BLACK
IL24-CAB-5/8	7/8	13/64	1/4	5/8	8	3/8	B	BLACK
IL24-CAB-5/8-BRN	7/8	13/64	1/4	5/8	8	3/8	C	BROWN
IL25-CAB-3/4	1	13/64	3/8	3/4	8	3/8	C	BLACK
IL25-CAB-3/4-BRN	1	13/64	3/8	3/4	8	3/8	D	BROWN
IL25A-CAB-1	1-1/8	1/4	3/8	1	6	1/2	D	BLACK
IL25A-CAB-1-BRN	1-1/8	1/4	3/8	1	6	1/2	D	BROWN

Pan Head Wood Screws (zinc-plated):

A = #6 x 5/8"

B = #8 x 5/8"

C = #8 x 1"

D = #10 x 3/4"

E = #4 x 5/8"

39-Thermo-Plastic Rubber Feet / Bumpers

P/N	A	B	C	D	F	USES SCREW	COLOR
		HOLE DIA.					
IL24D-CAB-RBR	3/8	1/8	.08	.22	.30	E	BLACK
IL24C-CAB-RBR	1/2	.15	.15	.25	.28	A	BLACK
IL24A-CAB-RBR	3/4	.17	.17	.28	.38	B	BLACK
IL25-CAB-RBR	1	.18	.18	.31	.60	B	BLACK