



INTERNATIONAL EQUIPMENT COMPONENTS, INC.

Phone: 562.597.4533 eMail: sales@iec-corp.com

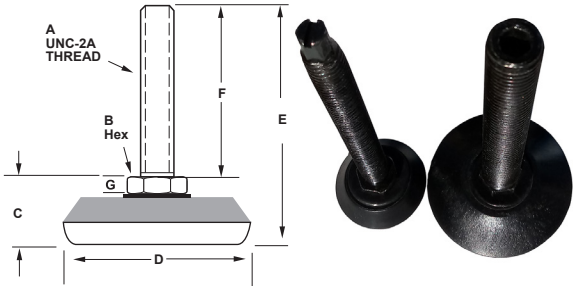
Web: www.iec-corp.com | www.levelingmounts.com

RUGGEDIZED LIGHT DUTY GLIDES
SAUCER BASE® FIXED GLIDES
 3/4" BASE DIAMETER

PATENT PENDING

Ruggedized® Light Duty, (RLD) Low-Profile, SAUCER BASE® Non-Swivel Glides

The IEC Saucer Base® Ruggedized® Light Duty (RLD) Fixed Glides have a curved bottom edge design for improved sliding capability and are ideal for light to medium duty, high volume applications. The RLD series glides use advanced 3D engineering design and composite materials to create a rugged glide, lowering the manufacturing costs of this product family. These RLD glides incorporate many features requested by commercial and retail customers. They come standard with your choice of Top-A-Just™ features: Internal top allen-drive broached hex (-BR) or external top slotted hex (-HX-SL) for a socket or open end wrench. Eight (8) nylon base sizes to choose from: 3/4" to 4", 1/2" thick. Each base size has a 3/16" hex drive molded in the bottom for fast, easy installation into your furniture or equipment. Steel stud and washer with black trivalent zinc plating. Optional jam nut (add -JN to part number). **More thread sizes and lengths (including metric, stainless steel and female sockets) available for this base style in our Medium-Duty Leveler catalog.**



Features

- Black trivalent zinc
- Top hex drive options
- Top slot feature
- Loads to 1500 lbs
- Corrosion resistant
- 8 base diameters
- 3/16" bottom hex drive
- Glass-filled nylon
- Optional jam nut (-JN)
- RoHS compliant
- Curved bottom edge for improved sliding
- Black base standard, to order wood brown, add -BN to p/n. To order metallic gray, add -GY to p/n.

Applications

- Appliances
- Displays
- Racks
- Vending Machines
- Stages
- Decks
- Electronic equipment
- Enclosures
- Conveyors
- Machinery
- Work tables

TOP EXTERNAL SLOTTED HEX DRIVE (-HX-SL)	TOP ALLEN-DRIVE BROACHED HEX (-BR)
<p>0.25" Hex</p> <p>1/4-20 Hex = 5/32 5/16-18 Hex = 7/32 3/8-16 Hex = 1/4 1/2-13 Hex = 5/16</p>	<p>Top allen-drive broached hex (-BR) Dimension table at bottom of page.</p>



Optional base colors.

Optional jam nut (add -JN to part number) →



LOW PROFILE FIXED SAUCER BASE — 1" to 4" STUD LENGTHS

Steel	Load	A	B	C	D	E	F	G
IL100-RLD-4BX1-BR	100	1/4-20	1/2	3/4	3/4	1-3/4	1	3/16
IL100-RLD-4BX1-HX-SL	100	1/4-20	1/2	3/4	3/4	1-3/4	1	3/16
IL100-RLD-4BX15-BR	100	1/4-20	1/2	3/4	3/4	2-1/4	1-1/2	3/16
IL100-RLD-4BX15-HX-SL	100	1/4-20	1/2	3/4	3/4	2-1/4	1-1/2	3/16
IL100-RLD-4B-BR	100	1/4-20	1/2	3/4	3/4	2-3/4	2	3/16
IL100-RLD-4B-HX-SL	100	1/4-20	1/2	3/4	3/4	2-3/4	2	3/16
IL100-RLD-5BX1-BR	400	5/16-18	1/2	3/4	3/4	1-3/4	1	3/16
IL100-RLD-5BX1-HX-SL	400	5/16-18	1/2	3/4	3/4	1-3/4	1	3/16
IL100-RLD-5B-BR	400	5/16-18	1/2	3/4	3/4	2-3/4	2	3/16
IL100-RLD-5B-HX-SL	400	5/16-18	1/2	3/4	3/4	2-3/4	2	3/16
IL100-RLD-5BX3-BR	400	5/16-18	1/2	3/4	3/4	3-3/4	3	3/16
IL100-RLD-5BX3-HX-SL	400	5/16-18	1/2	3/4	3/4	3-3/4	3	3/16
IL100-RLD-6B-BR	750	3/8-16	1/2	3/4	3/4	2-3/4	2	3/16
IL100-RLD-6B-HX-SL	750	3/8-16	1/2	3/4	3/4	2-3/4	2	3/16
IL100-RLD-6BX3-BR	750	3/8-16	1/2	3/4	3/4	3-3/4	3	3/16
IL100-RLD-6BX3-HX-SL	750	3/8-16	1/2	3/4	3/4	3-3/4	3	3/16
IL100-RLD-6BX4-BR	750	3/8-16	1/2	3/4	3/4	4-3/4	4	3/16
IL100-RLD-6BX4-HX-SL	750	3/8-16	1/2	3/4	3/4	4-3/4	4	3/16
IL100-RLD-7B-BR	1500	1/2-13	1/2	3/4	3/4	2-3/4	2	3/16
IL100-RLD-7B-HX-SL	1500	1/2-13	1/2	3/4	3/4	2-3/4	2	3/16
IL100-RLD-7BX3-BR	1500	1/2-13	1/2	3/4	3/4	3-3/4	3	3/16
IL100-RLD-7BX3-HX-SL	1500	1/2-13	1/2	3/4	3/4	3-3/4	3	3/16
IL100-RLD-7BX4-BR	1500	1/2-13	1/2	3/4	3/4	4-3/4	4	3/16
IL100-RLD-7BX4-HX-SL	1500	1/2-13	1/2	3/4	3/4	4-3/4	4	3/16

Standard finish is black zinc. For silver or gold finish (as shown above) see IEC's Medium-Duty or Heavy-Duty Leveler catalogs.

More thread sizes and length options for this saucer base design in IEC's Medium-Duty Leveler catalog.

To order optional jam nut add "-JN" to part number.

Top broached hex, "allen drive," (-BR) Thread & Hex Size table below:

(For 5/8-11 thru 1-1/4-7 thread sizes, see IEC's Medium-Duty Leveler catalog.)

Top Hex (Allen-drive) Thread & Hex Size								
Thread	1/4-20	5/16-18	3/8-16	1/2-13	5/8-11	3/4-10	1-8	1-1/4-7
Hex Size	1/8	5/32	3/16	1/4	5/16	3/8	9/16	5/8



INTERNATIONAL EQUIPMENT COMPONENTS, INC.

Phone: 562.597.4533 eMail: sales@iec-corp.com

Web: www.iec-corp.com | www.levelingmounts.com

RUGGEDIZED LIGHT DUTY GLIDES

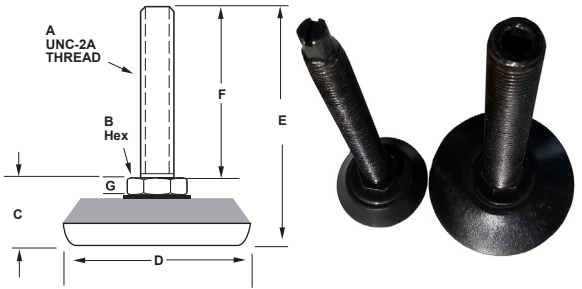
SAUCER BASE® FIXED GLIDES

1" BASE DIAMETER

PATENT PENDING

Ruggedized® Light Duty, (RLD) Low-Profile, SAUCER BASE® Non-Swivel Glides

The IEC Saucer Base® Ruggedized® Light Duty (RLD) Fixed Glides have a curved bottom edge design for improved sliding capability and are ideal for light to medium duty, high volume applications. The RLD series glides use advanced 3D engineering design and composite materials to create a rugged glide, lowering the manufacturing costs of this product family. These RLD glides incorporate many features requested by commercial and retail customers. They come standard with your choice of Top-A-Just™ features: Internal top allen-drive broached hex (-BR) or external top slotted hex (-HX-SL) for a socket or open end wrench. Eight (8) nylon base sizes to choose from: 3/4" to 4", 1/2" thick. Each base size has a 3/16" hex drive molded in the bottom for fast, easy installation into your furniture or equipment. Steel stud and washer with black trivalent zinc plating. Optional jam nut (add -JN to part number). **More thread sizes and lengths (including metric, stainless steel and female sockets) available for this base style in our Medium-Duty Leveler catalog.**



Features

- Black trivalent zinc
- Top hex drive options
- Top slot feature
- Loads to 1500 lbs
- Corrosion resistant
- 8 base diameters
- 3/16" bottom hex drive
- Glass-filled nylon
- Optional jam nut (-JN)
- RoHS compliant
- Curved bottom edge for improved sliding
- Black base standard, to order wood brown, add -BN to p/n. To order metallic gray, add -GY to p/n.

Applications

- Appliances
- Displays
- Racks
- Vending Machines
- Stages
- Decks
- Electronic equipment
- Enclosures
- Conveyors
- Machinery
- Work tables



Optional base colors.

Optional jam nut (add -JN to part number) →



TOP EXTERNAL SLOTTED HEX DRIVE (-HX-SL)	TOP ALLEN-DRIVE BROACHED HEX (-BR)
<p>1/4-20 Hex = 5/32 5/16-18 Hex = 7/32 3/8-16 Hex = 1/4 1/2-13 Hex = 5/16</p>	<p>Top allen-drive broached hex (-BR) Dimension table at bottom of page.</p>

LOW PROFILE FIXED SAUCER BASE — 1" to 4" STUD LENGTHS

Steel	Load	A	B	C	D	E	F	G
IL101-RLD-4BX1-BR	100	1/4-20	1/2	3/4	1	1-3/4	1	3/16
IL101-RLD-4BX1-HX-SL	100	1/4-20	1/2	3/4	1	1-3/4	1	3/16
IL101-RLD-4BX15-BR	100	1/4-20	1/2	3/4	1	2-1/4	1-1/2	3/16
IL101-RLD-4BX15-HX-SL	100	1/4-20	1/2	3/4	1	2-1/4	1-1/2	3/16
IL101-RLD-4B-BR	100	1/4-20	1/2	3/4	1	2-3/4	2	3/16
IL101-RLD-4B-HX-SL	100	1/4-20	1/2	3/4	1	2-3/4	2	3/16
IL101-RLD-5BX1-BR	400	5/16-18	1/2	3/4	1	1-3/4	1	3/16
IL101-RLD-5BX1-HX-SL	400	5/16-18	1/2	3/4	1	1-3/4	1	3/16
IL101-RLD-5B-BR	400	5/16-18	1/2	3/4	1	2-3/4	2	3/16
IL101-RLD-5B-HX-SL	400	5/16-18	1/2	3/4	1	2-3/4	2	3/16
IL101-RLD-5BX3-BR	400	5/16-18	1/2	3/4	1	3-3/4	3	3/16
IL101-RLD-5BX3-HX-SL	400	5/16-18	1/2	3/4	1	3-3/4	3	3/16
IL101-RLD-6B-BR	750	3/8-16	1/2	3/4	1	2-3/4	2	3/16
IL101-RLD-6B-HX-SL	750	3/8-16	1/2	3/4	1	2-3/4	2	3/16
IL101-RLD-6BX3-BR	750	3/8-16	1/2	3/4	1	3-3/4	3	3/16
IL101-RLD-6BX3-HX-SL	750	3/8-16	1/2	3/4	1	3-3/4	3	3/16
IL101-RLD-6BX4-BR	750	3/8-16	1/2	3/4	1	4-3/4	4	3/16
IL101-RLD-6BX4-HX-SL	750	3/8-16	1/2	3/4	1	4-3/4	4	3/16
IL101-RLD-7B-BR	1500	1/2-13	1/2	3/4	1	2-3/4	2	3/16
IL101-RLD-7B-HX-SL	1500	1/2-13	1/2	3/4	1	2-3/4	2	3/16
IL101-RLD-7BX3-BR	1500	1/2-13	1/2	3/4	1	3-3/4	3	3/16
IL101-RLD-7BX3-HX-SL	1500	1/2-13	1/2	3/4	1	3-3/4	3	3/16
IL101-RLD-7BX4-BR	1500	1/2-13	1/2	3/4	1	4-3/4	4	3/16
IL101-RLD-7BX4-HX-SL	1500	1/2-13	1/2	3/4	1	4-3/4	4	3/16

Standard finish is black zinc. For silver or gold finish (as shown above) see IEC's Medium-Duty or Heavy-Duty Leveler catalogs.

More thread sizes and length options for this saucer base design in IEC's Medium-Duty Leveler catalog.

To order optional jam nut add "-JN" to part number.

Top broached hex, "allen drive," (-BR) Thread & Hex Size table below:

(For 5/8-11 thru 1-1/4-7 thread sizes, see IEC's Medium-Duty Leveler catalog.)

Top Hex (Allen-drive) Thread & Hex Size								
Thread	1/4-20	5/16-18	3/8-16	1/2-13	5/8-11	3/4-10	1-8	1-1/4-7
Hex Size	1/8	5/32	3/16	1/4	5/16	3/8	9/16	5/8



INTERNATIONAL EQUIPMENT COMPONENTS, INC.

Phone: 562.597.4533 eMail: sales@iec-corp.com

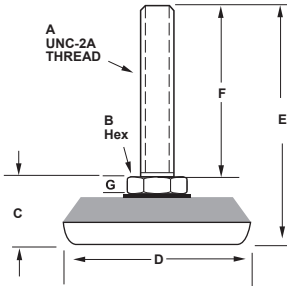
Web: www.iec-corp.com | www.levelingmounts.com

RUGGEDIZED LIGHT DUTY GLIDES
SAUCER BASE® FIXED GLIDES
 1-1/4" BASE DIAMETER

PATENT PENDING

Ruggedized® Light Duty, (RLD) Low-Profile, SAUCER BASE® Non-Swivel Glides

The IEC Saucer Base® Ruggedized® Light Duty (RLD) Fixed Glides have a curved bottom edge design for improved sliding capability and are ideal for light to medium duty, high volume applications. The RLD series glides use advanced 3D engineering design and composite materials to create a rugged glide, lowering the manufacturing costs of this product family. These RLD glides incorporate many features requested by commercial and retail customers. They come standard with your choice of Top-A-Just™ features: Internal top allen-drive broached hex (-BR) or external top slotted hex (-HX-SL) for a socket or open end wrench. Eight (8) nylon base sizes to choose from: 3/4" to 4", 1/2" thick. Each base size has a 3/16" hex drive molded in the bottom for fast, easy installation into your furniture or equipment. Steel stud and washer with black trivalent zinc plating. Optional jam nut (add -JN to part number). **More thread sizes and lengths (including metric, stainless steel and female sockets) available for this base style in our Medium-Duty Leveler catalog.**



Features

- Black trivalent zinc
- Top hex drive options
- Top slot feature
- Loads to 1500 lbs
- Corrosion resistant
- 8 base diameters
- 3/16" bottom hex drive
- Glass-filled nylon
- Optional jam nut (-JN)
- RoHS compliant
- Curved bottom edge for improved sliding
- Black base standard, to order wood brown, add -BN to p/n. To order metallic gray, add -GY to p/n.

Applications

- Appliances
- Displays
- Racks
- Vending Machines
- Stages
- Decks
- Electronic equipment
- Enclosures
- Conveyors
- Machinery
- Work tables



Optional base colors.

Optional jam nut (add -JN to part number) →



TOP EXTERNAL SLOTTED HEX DRIVE (-HX-SL)		TOP ALLEN-DRIVE BROACHED HEX (-BR)	
	1/4-20 Hex = 5/32 5/16-18 Hex = 7/32 3/8-16 Hex = 1/4 1/2-13 Hex = 5/16		Top allen-drive broached hex (-BR) Dimension table at bottom of page.

LOW PROFILE FIXED SAUCER BASE — 1" to 4" STUD LENGTHS

Steel	Load	A	B	C	D	E	F	G
IL102-RLD-4BX1-BR	100	1/4-20	1/2	3/4	1-1/4	1-3/4	1	3/16
IL102-RLD-4BX1-HX-SL	100	1/4-20	1/2	3/4	1-1/4	1-3/4	1	3/16
IL102-RLD-4BX15-BR	100	1/4-20	1/2	3/4	1-1/4	2-1/4	1-1/2	3/16
IL102-RLD-4BX15-HX-SL	100	1/4-20	1/2	3/4	1-1/4	2-1/4	1-1/2	3/16
IL102-RLD-4B-BR	100	1/4-20	1/2	3/4	1-1/4	2-3/4	2	3/16
IL102-RLD-4B-HX-SL	100	1/4-20	1/2	3/4	1-1/4	2-3/4	2	3/16
IL102-RLD-5BX1-BR	400	5/16-18	1/2	3/4	1-1/4	1-3/4	1	3/16
IL102-RLD-5BX1-HX-SL	400	5/16-18	1/2	3/4	1-1/4	1-3/4	1	3/16
IL102-RLD-5B-BR	400	5/16-18	1/2	3/4	1-1/4	2-3/4	2	3/16
IL102-RLD-5B-HX-SL	400	5/16-18	1/2	3/4	1-1/4	2-3/4	2	3/16
IL102-RLD-5BX3-BR	400	5/16-18	1/2	3/4	1-1/4	3-3/4	3	3/16
IL102-RLD-5BX3-HX-SL	400	5/16-18	1/2	3/4	1-1/4	3-3/4	3	3/16
IL102-RLD-6B-BR	750	3/8-16	1/2	3/4	1-1/4	2-3/4	2	3/16
IL102-RLD-6B-HX-SL	750	3/8-16	1/2	3/4	1-1/4	2-3/4	2	3/16
IL102-RLD-6BX3-BR	750	3/8-16	1/2	3/4	1-1/4	3-3/4	3	3/16
IL102-RLD-6BX3-HX-SL	750	3/8-16	1/2	3/4	1-1/4	3-3/4	3	3/16
IL102-RLD-6BX4-BR	750	3/8-16	1/2	3/4	1-1/4	4-3/4	4	3/16
IL102-RLD-6BX4-HX-SL	750	3/8-16	1/2	3/4	1-1/4	4-3/4	4	3/16
IL102-RLD-7B-BR	1500	1/2-13	1/2	3/4	1-1/4	2-3/4	2	3/16
IL102-RLD-7B-HX-SL	1500	1/2-13	1/2	3/4	1-1/4	2-3/4	2	3/16
IL102-RLD-7BX3-BR	1500	1/2-13	1/2	3/4	1-1/4	3-3/4	3	3/16
IL102-RLD-7BX3-HX-SL	1500	1/2-13	1/2	3/4	1-1/4	3-3/4	3	3/16
IL102-RLD-7BX4-BR	1500	1/2-13	1/2	3/4	1-1/4	4-3/4	4	3/16
IL102-RLD-7BX4-HX-SL	1500	1/2-13	1/2	3/4	1-1/4	4-3/4	4	3/16

Standard finish is black zinc. For silver or gold finish (as shown above) see IEC's Medium-Duty or Heavy-Duty Leveler catalogs.

More thread sizes and length options for this saucer base design in IEC's Medium-Duty Leveler catalog.

To order optional jam nut add "-JN" to part number.

Top broached hex, "allen drive," (-BR) Thread & Hex Size table below:

(For 5/8-11 thru 1-1/4-7 thread sizes, see IEC's Medium-Duty Leveler catalog.)

Top Hex (Allen-drive) Thread & Hex Size								
Thread	1/4-20	5/16-18	3/8-16	1/2-13	5/8-11	3/4-10	1-8	1-1/4-7
Hex Size	1/8	5/32	3/16	1/4	5/16	3/8	9/16	5/8



INTERNATIONAL EQUIPMENT COMPONENTS, INC.

Phone: 562.597.4533 eMail: sales@iec-corp.com

Web: www.iec-corp.com | www.levelingmounts.com

RUGGEDIZED LIGHT DUTY GLIDES

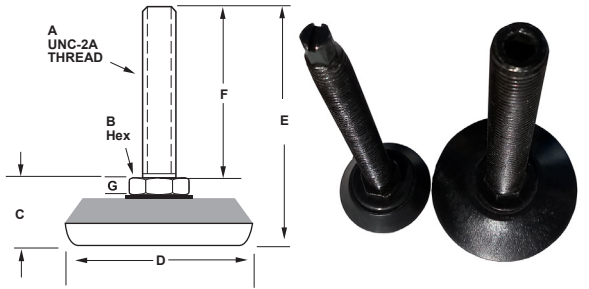
SAUCER BASE® FIXED GLIDES

1-1/2" BASE DIAMETER

PATENT PENDING

Ruggedized® Light Duty, (RLD) Low-Profile, SAUCER BASE® Non-Swivel Glides

The IEC Saucer Base® Ruggedized® Light Duty (RLD) Fixed Glides have a curved bottom edge design for improved sliding capability and are ideal for light to medium duty, high volume applications. The RLD series glides use advanced 3D engineering design and composite materials to create a rugged glide, lowering the manufacturing costs of this product family. These RLD glides incorporate many features requested by commercial and retail customers. They come standard with your choice of Top-A-Just™ features: Internal top allen-drive broached hex (-BR) or external top slotted hex (-HX-SL) for a socket or open end wrench. Eight (8) nylon base sizes to choose from: 3/4" to 4", 1/2" thick. Each base size has a 3/16" hex drive molded in the bottom for fast, easy installation into your furniture or equipment. Steel stud and washer with black trivalent zinc plating. Optional jam nut (add -JN to part number). **More thread sizes and lengths (including metric, stainless steel and female sockets) available for this base style in our Medium-Duty Leveler catalog.**



Features

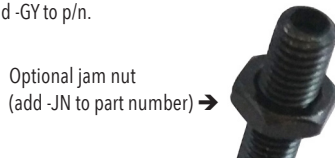
- Black trivalent zinc
- Top hex drive options
- Top slot feature
- Loads to 1500 lbs
- Corrosion resistant
- 8 base diameters
- 3/16" bottom hex drive
- Glass-filled nylon
- Optional jam nut (-JN)
- RoHS compliant
- Curved bottom edge for improved sliding
- Black base standard, to order wood brown, add -BN to p/n. To order metallic gray, add -GY to p/n.

Applications

- Appliances
- Displays
- Racks
- Vending Machines
- Stages
- Decks
- Electronic equipment
- Enclosures
- Conveyors
- Machinery
- Work tables



Optional base colors.



Optional jam nut (add -JN to part number) →

TOP EXTERNAL SLOTTED HEX DRIVE (-HX-SL)	TOP ALLEN-DRIVE BROACHED HEX (-BR)
<p>1/4-20 Hex = 5/32 5/16-18 Hex = 7/32 3/8-16 Hex = 1/4 1/2-13 Hex = 5/16</p>	<p>Top allen-drive broached hex (-BR) Dimension table at bottom of page.</p>

LOW PROFILE FIXED SAUCER BASE — 1" to 4" STUD LENGTHS

Steel	Load	A	B	C	D	E	F	G
IL103-RLD-4BX1-BR	100	1/4-20	1/2	3/4	1-1/2	1-3/4	1	3/16
IL103-RLD-4BX1-HX-SL	100	1/4-20	1/2	3/4	1-1/2	1-3/4	1	3/16
IL103-RLD-4BX15-BR	100	1/4-20	1/2	3/4	1-1/2	2-1/4	1-1/2	3/16
IL103-RLD-4BX15-HX-SL	100	1/4-20	1/2	3/4	1-1/2	2-1/4	1-1/2	3/16
IL103-RLD-4B-BR	100	1/4-20	1/2	3/4	1-1/2	2-3/4	2	3/16
IL103-RLD-4B-HX-SL	100	1/4-20	1/2	3/4	1-1/2	2-3/4	2	3/16
IL103-RLD-5BX1-BR	400	5/16-18	1/2	3/4	1-1/2	1-3/4	1	3/16
IL103-RLD-5BX1-HX-SL	400	5/16-18	1/2	3/4	1-1/2	1-3/4	1	3/16
IL103-RLD-5B-BR	400	5/16-18	1/2	3/4	1-1/2	2-3/4	2	3/16
IL103-RLD-5B-HX-SL	400	5/16-18	1/2	3/4	1-1/2	2-3/4	2	3/16
IL103-RLD-5BX3-BR	400	5/16-18	1/2	3/4	1-1/2	3-3/4	3	3/16
IL103-RLD-5BX3-HX-SL	400	5/16-18	1/2	3/4	1-1/2	3-3/4	3	3/16
IL103-RLD-6B-BR	750	3/8-16	1/2	3/4	1-1/2	2-3/4	2	3/16
IL103-RLD-6B-HX-SL	750	3/8-16	1/2	3/4	1-1/2	2-3/4	2	3/16
IL103-RLD-6BX3-BR	750	3/8-16	1/2	3/4	1-1/2	3-3/4	3	3/16
IL103-RLD-6BX3-HX-SL	750	3/8-16	1/2	3/4	1-1/2	3-3/4	3	3/16
IL103-RLD-6BX4-BR	750	3/8-16	1/2	3/4	1-1/2	4-3/4	4	3/16
IL103-RLD-6BX4-HX-SL	750	3/8-16	1/2	3/4	1-1/2	4-3/4	4	3/16
IL103-RLD-7B-BR	1500	1/2-13	1/2	3/4	1-1/2	2-3/4	2	3/16
IL103-RLD-7B-HX-SL	1500	1/2-13	1/2	3/4	1-1/2	2-3/4	2	3/16
IL103-RLD-7BX3-BR	1500	1/2-13	1/2	3/4	1-1/2	3-3/4	3	3/16
IL103-RLD-7BX3-HX-SL	1500	1/2-13	1/2	3/4	1-1/2	3-3/4	3	3/16
IL103-RLD-7BX4-BR	1500	1/2-13	1/2	3/4	1-1/2	4-3/4	4	3/16
IL103-RLD-7BX4-HX-SL	1500	1/2-13	1/2	3/4	1-1/2	4-3/4	4	3/16

Standard finish is black zinc. For silver or gold finish (as shown above) see IEC's Medium-Duty or Heavy-Duty Leveler catalogs.

More thread sizes and length options for this saucer base design in IEC's Medium-Duty Leveler catalog.

To order optional jam nut add "-JN" to part number.

Top broached hex, "allen drive," (-BR) Thread & Hex Size table below:

(For 5/8-11 thru 1-1/4-7 thread sizes, see IEC's Medium-Duty Leveler catalog.)

Top Hex (Allen-drive) Thread & Hex Size								
Thread	1/4-20	5/16-18	3/8-16	1/2-13	5/8-11	3/4-10	1-8	1-1/4-7
Hex Size	1/8	5/32	3/16	1/4	5/16	3/8	9/16	5/8



INTERNATIONAL EQUIPMENT COMPONENTS, INC.

Phone: 562.597.4533 eMail: sales@iec-corp.com

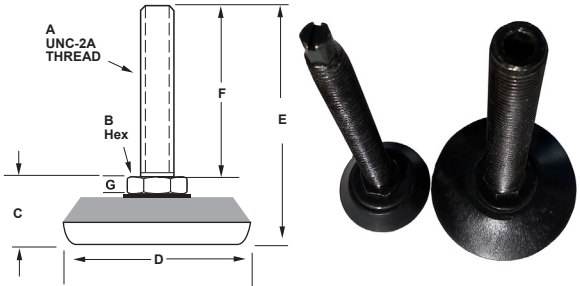
Web: www.iec-corp.com | www.levelingmounts.com

RUGGEDIZED LIGHT DUTY GLIDES
SAUCER BASE® FIXED GLIDES
 1-3/4" BASE DIAMETER

PATENT PENDING

Ruggedized® Light Duty, (RLD) Low-Profile, SAUCER BASE® Non-Swivel Glides

The IEC Saucer Base® Ruggedized® Light Duty (RLD) Fixed Glides have a curved bottom edge design for improved sliding capability and are ideal for light to medium duty, high volume applications. The RLD series glides use advanced 3D engineering design and composite materials to create a rugged glide, lowering the manufacturing costs of this product family. These RLD glides incorporate many features requested by commercial and retail customers. They come standard with your choice of Top-A-Just™ features: Internal top allen-drive broached hex (-BR) or external top slotted hex (-HX-SL) for a socket or open end wrench. Eight (8) nylon base sizes to choose from: 3/4" to 4", 1/2" thick. Each base size has a 3/16" hex drive molded in the bottom for fast, easy installation into your furniture or equipment. Steel stud and washer with black trivalent zinc plating. Optional jam nut (add -JN to part number). **More thread sizes and lengths (including metric, stainless steel and female sockets) available for this base style in our Medium-Duty Leveler catalog.**



Features

- Black trivalent zinc
- Top hex drive options
- Top slot feature
- Loads to 1500 lbs
- Corrosion resistant
- 8 base diameters
- 3/16" bottom hex drive
- Glass-filled nylon
- Optional jam nut (-JN)
- RoHS compliant
- Curved bottom edge for improved sliding
- Black base standard, to order wood brown, add -BN to p/n. To order metallic gray, add -GY to p/n.

Applications

- Appliances
- Displays
- Racks
- Vending Machines
- Stages
- Decks
- Electronic equipment
- Enclosures
- Conveyors
- Machinery
- Work tables



Optional base colors.

Optional jam nut (add -JN to part number) →



TOP EXTERNAL SLOTTED HEX DRIVE (-HX-SL)		TOP ALLEN-DRIVE BROACHED HEX (-BR)	
	1/4-20 Hex = 5/32 5/16-18 Hex = 7/32 3/8-16 Hex = 1/4 1/2-13 Hex = 5/16		Top allen-drive broached hex (-BR) Dimension table at bottom of page.

LOW PROFILE FIXED SAUCER BASE — 1" to 4" STUD LENGTHS

Steel	Load	A	B	C	D	E	F	G
IL104-RLD-4BX1-BR	100	1/4-20	1/2	3/4	1-3/4	1-3/4	1	3/16
IL104-RLD-4BX1-HX-SL	100	1/4-20	1/2	3/4	1-3/4	1-3/4	1	3/16
IL104-RLD-4BX15-BR	100	1/4-20	1/2	3/4	1-3/4	2-1/4	1-1/2	3/16
IL104-RLD-4BX15-HX-SL	100	1/4-20	1/2	3/4	1-3/4	2-1/4	1-1/2	3/16
IL104-RLD-4B-BR	100	1/4-20	1/2	3/4	1-3/4	2-3/4	2	3/16
IL104-RLD-4B-HX-SL	100	1/4-20	1/2	3/4	1-3/4	2-3/4	2	3/16
IL104-RLD-5BX1-BR	400	5/16-18	1/2	3/4	1-3/4	1-3/4	1	3/16
IL104-RLD-5BX1-HX-SL	400	5/16-18	1/2	3/4	1-3/4	1-3/4	1	3/16
IL104-RLD-5B-BR	400	5/16-18	1/2	3/4	1-3/4	2-3/4	2	3/16
IL104-RLD-5B-HX-SL	400	5/16-18	1/2	3/4	1-3/4	2-3/4	2	3/16
IL104-RLD-5BX3-BR	400	5/16-18	1/2	3/4	1-3/4	3-3/4	3	3/16
IL104-RLD-5BX3-HX-SL	400	5/16-18	1/2	3/4	1-3/4	3-3/4	3	3/16
IL104-RLD-6B-BR	750	3/8-16	1/2	3/4	1-3/4	2-3/4	2	3/16
IL104-RLD-6B-HX-SL	750	3/8-16	1/2	3/4	1-3/4	2-3/4	2	3/16
IL104-RLD-6BX3-BR	750	3/8-16	1/2	3/4	1-3/4	3-3/4	3	3/16
IL104-RLD-6BX3-HX-SL	750	3/8-16	1/2	3/4	1-3/4	3-3/4	3	3/16
IL104-RLD-6BX4-BR	750	3/8-16	1/2	3/4	1-3/4	4-3/4	4	3/16
IL104-RLD-6BX4-HX-SL	750	3/8-16	1/2	3/4	1-3/4	4-3/4	4	3/16
IL104-RLD-7B-BR	1500	1/2-13	1/2	3/4	1-3/4	2-3/4	2	3/16
IL104-RLD-7B-HX-SL	1500	1/2-13	1/2	3/4	1-3/4	2-3/4	2	3/16
IL104-RLD-7BX3-BR	1500	1/2-13	1/2	3/4	1-3/4	3-3/4	3	3/16
IL104-RLD-7BX3-HX-SL	1500	1/2-13	1/2	3/4	1-3/4	3-3/4	3	3/16
IL104-RLD-7BX4-BR	1500	1/2-13	1/2	3/4	1-3/4	4-3/4	4	3/16
IL104-RLD-7BX4-HX-SL	1500	1/2-13	1/2	3/4	1-3/4	4-3/4	4	3/16

Standard finish is black zinc. For silver or gold finish (as shown above) see IEC's Medium-Duty or Heavy-Duty Leveler catalogs.

More thread sizes and length options for this saucer base design in IEC's Medium-Duty Leveler catalog.

To order optional jam nut add "-JN" to part number.

Top broached hex, "allen drive," (-BR) Thread & Hex Size table below:

(For 5/8-11 thru 1-1/4-7 thread sizes, see IEC's Medium-Duty Leveler catalog.)

Top Hex (Allen-drive) Thread & Hex Size								
Thread	1/4-20	5/16-18	3/8-16	1/2-13	5/8-11	3/4-10	1-8	1-1/4-7
Hex Size	1/8	5/32	3/16	1/4	5/16	3/8	9/16	5/8



INTERNATIONAL EQUIPMENT COMPONENTS, INC.

Phone: 562.597.4533 eMail: sales@iec-corp.com

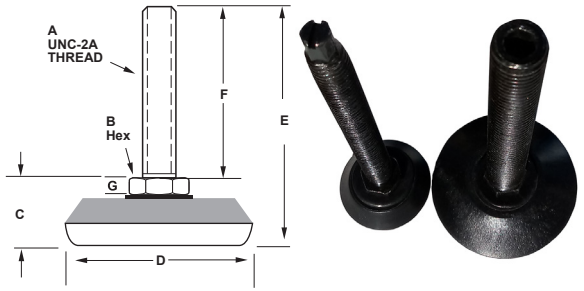
Web: www.iec-corp.com | www.levelingmounts.com

RUGGEDIZED LIGHT DUTY GLIDES
SAUCER BASE® FIXED GLIDES
 2" BASE DIAMETER

Ruggedized® Light Duty, (RLD) Low-Profile, SAUCER BASE® Non-Swivel Glides

The IEC Saucer Base® Ruggedized® Light Duty (RLD) Fixed Glides have a curved bottom edge design for improved sliding capability and are ideal for light to medium duty, high volume applications. The RLD series glides use advanced 3D engineering design and composite materials to create a rugged glide, lowering the manufacturing costs of this product family. These RLD glides incorporate many features requested by commercial and retail customers. They come standard with your choice of Top-A-Just™ features: Internal top allen-drive broached hex (-BR) or external top slotted hex (-HX-SL) for a socket or open end wrench. Eight (8) nylon base sizes to choose from: 3/4" to 4", 1/2" thick. Each base size has a 3/16" hex drive molded in the bottom for fast, easy installation into your furniture or equipment. Steel stud and washer with black trivalent zinc plating. Optional jam nut (add -JN to part number). **More thread sizes and lengths (including metric, stainless steel and female sockets) available for this base style in our Medium-Duty Leveler catalog.**

PATENT PENDING



Features

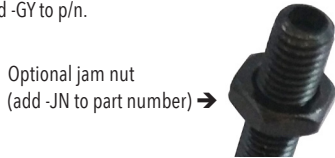
- Black trivalent zinc
- Top hex drive options
- Top slot feature
- Loads to 1500 lbs
- Corrosion resistant
- 8 base diameters
- 3/16" bottom hex drive
- Glass-filled nylon
- Optional jam nut (-JN)
- RoHS compliant
- Curved bottom edge for improved sliding
- Black base standard, to order wood brown, add -BN to p/n. To order metallic gray, add -GY to p/n.

Applications

- Appliances
- Displays
- Racks
- Vending Machines
- Stages
- Decks
- Electronic equipment
- Enclosures
- Conveyors
- Machinery
- Work tables



Optional base colors.



Optional jam nut (add -JN to part number) →

TOP EXTERNAL SLOTTED HEX DRIVE (-HX-SL)	TOP ALLEN-DRIVE BROACHED HEX (-BR)
<p>1/4-20 Hex = 5/32 5/16-18 Hex = 7/32 3/8-16 Hex = 1/4 1/2-13 Hex = 5/16</p>	<p>Top allen-drive broached hex (-BR) Dimension table at bottom of page.</p>

LOW PROFILE FIXED SAUCER BASE — 1" to 4" STUD LENGTHS

Steel	Load	A	B	C	D	E	F	G
IL105-RLD-4BX1-BR	100	1/4-20	1/2	3/4	2	1-3/4	1	3/16
IL105-RLD-4BX1-HX-SL	100	1/4-20	1/2	3/4	2	1-3/4	1	3/16
IL105-RLD-4BX15-BR	100	1/4-20	1/2	3/4	2	2-1/4	1-1/2	3/16
IL105-RLD-4BX15-HX-SL	100	1/4-20	1/2	3/4	2	2-1/4	1-1/2	3/16
IL105-RLD-4B-BR	100	1/4-20	1/2	3/4	2	2-3/4	2	3/16
IL105-RLD-4B-HX-SL	100	1/4-20	1/2	3/4	2	2-3/4	2	3/16
IL105-RLD-5BX1-BR	400	5/16-18	1/2	3/4	2	1-3/4	1	3/16
IL105-RLD-5BX1-HX-SL	400	5/16-18	1/2	3/4	2	1-3/4	1	3/16
IL105-RLD-5B-BR	400	5/16-18	1/2	3/4	2	2-3/4	2	3/16
IL105-RLD-5B-HX-SL	400	5/16-18	1/2	3/4	2	2-3/4	2	3/16
IL105-RLD-5BX3-BR	400	5/16-18	1/2	3/4	2	3-3/4	3	3/16
IL105-RLD-5BX3-HX-SL	400	5/16-18	1/2	3/4	2	3-3/4	3	3/16
IL105-RLD-6B-BR	750	3/8-16	1/2	3/4	2	2-3/4	2	3/16
IL105-RLD-6B-HX-SL	750	3/8-16	1/2	3/4	2	2-3/4	2	3/16
IL105-RLD-6BX3-BR	750	3/8-16	1/2	3/4	2	3-3/4	3	3/16
IL105-RLD-6BX3-HX-SL	750	3/8-16	1/2	3/4	2	3-3/4	3	3/16
IL105-RLD-6BX4-BR	750	3/8-16	1/2	3/4	2	4-3/4	4	3/16
IL105-RLD-6BX4-HX-SL	750	3/8-16	1/2	3/4	2	4-3/4	4	3/16
IL105-RLD-7B-BR	1500	1/2-13	1/2	3/4	2	2-3/4	2	3/16
IL105-RLD-7B-HX-SL	1500	1/2-13	1/2	3/4	2	2-3/4	2	3/16
IL105-RLD-7BX3-BR	1500	1/2-13	1/2	3/4	2	3-3/4	3	3/16
IL105-RLD-7BX3-HX-SL	1500	1/2-13	1/2	3/4	2	3-3/4	3	3/16
IL105-RLD-7BX4-BR	1500	1/2-13	1/2	3/4	2	4-3/4	4	3/16
IL105-RLD-7BX4-HX-SL	1500	1/2-13	1/2	3/4	2	4-3/4	4	3/16

Standard finish is black zinc. For silver or gold finish (as shown above) see IEC's Medium-Duty or Heavy-Duty Leveler catalogs.

More thread sizes and length options for this saucer base design in IEC's Medium-Duty Leveler catalog.

To order optional jam nut add "-JN" to part number.

Top broached hex, "allen drive," (-BR) Thread & Hex Size table below:

(For 5/8-11 thru 1-1/4-7 thread sizes, see IEC's Medium-Duty Leveler catalog.)

Top Hex (Allen-drive) Thread & Hex Size								
Thread	1/4-20	5/16-18	3/8-16	1/2-13	5/8-11	3/4-10	1-8	1-1/4-7
Hex Size	1/8	5/32	3/16	1/4	5/16	3/8	9/16	5/8



INTERNATIONAL EQUIPMENT COMPONENTS, INC.

Phone: 562.597.4533 eMail: sales@iec-corp.com

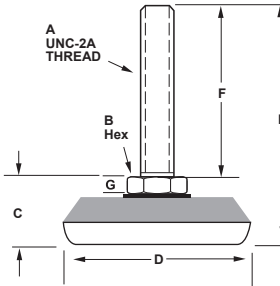
Web: www.iec-corp.com | www.levelingmounts.com

RUGGEDIZED LIGHT DUTY GLIDES
SAUCER BASE® FIXED GLIDES
 3" BASE DIAMETER

PATENT PENDING

Ruggedized® Light Duty, (RLD) Low-Profile, SAUCER BASE® Non-Swivel Glides

The IEC Saucer Base® Ruggedized® Light Duty (RLD) Fixed Glides have a curved bottom edge design for improved sliding capability and are ideal for light to medium duty, high volume applications. The RLD series glides use advanced 3D engineering design and composite materials to create a rugged glide, lowering the manufacturing costs of this product family. These RLD glides incorporate many features requested by commercial and retail customers. They come standard with your choice of Top-A-Just™ features: Internal top allen-drive broached hex (-BR) or external top slotted hex (-HX-SL) for a socket or open end wrench. Eight (8) nylon base sizes to choose from: 3/4" to 4", 1/2" thick. Each base size has a 3/16" hex drive molded in the bottom for fast, easy installation into your furniture or equipment. Steel stud and washer with black trivalent zinc plating. Optional jam nut (add -JN to part number). **More thread sizes and lengths (including metric, stainless steel and female sockets) available for this base style in our Medium-Duty Leveler catalog.**



Features

- Black trivalent zinc
- Top hex drive options
- Top slot feature
- Loads to 1500 lbs
- Corrosion resistant
- 8 base diameters
- 3/16" bottom hex drive
- Glass-filled nylon
- Optional jam nut (-JN)
- RoHS compliant
- Curved bottom edge for improved sliding
- Black base standard, to order wood brown, add -BN to p/n. To order metallic gray, add -GY to p/n.

Applications

- Appliances
- Displays
- Racks
- Vending Machines
- Stages
- Decks
- Electronic equipment
- Enclosures
- Conveyors
- Machinery
- Work tables



Optional base colors.

Optional jam nut (add -JN to part number) →



TOP EXTERNAL SLOTTED HEX DRIVE (-HX-SL)		TOP ALLEN-DRIVE BROACHED HEX (-BR)	
	1/4-20 Hex = 5/32 5/16-18 Hex = 7/32 3/8-16 Hex = 1/4 1/2-13 Hex = 5/16		Top allen-drive broached hex (-BR) Dimension table at bottom of page.

LOW PROFILE FIXED SAUCER BASE — 1" to 4" STUD LENGTHS

Steel	Load	A	B	C	D	E	F	G
IL106-RLD-4BX1-BR	100	1/4-20	1/2	3/4	3	1-3/4	1	3/16
IL106-RLD-4BX1-HX-SL	100	1/4-20	1/2	3/4	3	1-3/4	1	3/16
IL106-RLD-4BX15-BR	100	1/4-20	1/2	3/4	3	2-1/4	1-1/2	3/16
IL106-RLD-4BX15-HX-SL	100	1/4-20	1/2	3/4	3	2-1/4	1-1/2	3/16
IL106-RLD-4B-BR	100	1/4-20	1/2	3/4	3	2-3/4	2	3/16
IL106-RLD-4B-HX-SL	100	1/4-20	1/2	3/4	3	2-3/4	2	3/16
IL106-RLD-5BX1-BR	400	5/16-18	1/2	3/4	3	1-3/4	1	3/16
IL106-RLD-5BX1-HX-SL	400	5/16-18	1/2	3/4	3	1-3/4	1	3/16
IL106-RLD-5B-BR	400	5/16-18	1/2	3/4	3	2-3/4	2	3/16
IL106-RLD-5B-HX-SL	400	5/16-18	1/2	3/4	3	2-3/4	2	3/16
IL106-RLD-5BX3-BR	400	5/16-18	1/2	3/4	3	3-3/4	3	3/16
IL106-RLD-5BX3-HX-SL	400	5/16-18	1/2	3/4	3	3-3/4	3	3/16
IL106-RLD-6B-BR	750	3/8-16	1/2	3/4	3	2-3/4	2	3/16
IL106-RLD-6B-HX-SL	750	3/8-16	1/2	3/4	3	2-3/4	2	3/16
IL106-RLD-6BX3-BR	750	3/8-16	1/2	3/4	3	3-3/4	3	3/16
IL106-RLD-6BX3-HX-SL	750	3/8-16	1/2	3/4	3	3-3/4	3	3/16
IL106-RLD-6BX4-BR	750	3/8-16	1/2	3/4	3	4-3/4	4	3/16
IL106-RLD-6BX4-HX-SL	750	3/8-16	1/2	3/4	3	4-3/4	4	3/16
IL106-RLD-7B-BR	1500	1/2-13	1/2	3/4	3	2-3/4	2	3/16
IL106-RLD-7B-HX-SL	1500	1/2-13	1/2	3/4	3	2-3/4	2	3/16
IL106-RLD-7BX3-BR	1500	1/2-13	1/2	3/4	3	3-3/4	3	3/16
IL106-RLD-7BX3-HX-SL	1500	1/2-13	1/2	3/4	3	3-3/4	3	3/16
IL106-RLD-7BX4-BR	1500	1/2-13	1/2	3/4	3	4-3/4	4	3/16
IL106-RLD-7BX4-HX-SL	1500	1/2-13	1/2	3/4	3	4-3/4	4	3/16

Standard finish is black zinc. For silver or gold finish (as shown above) see IEC's Medium-Duty or Heavy-Duty Leveler catalogs.

More thread sizes and length options for this saucer base design in IEC's Medium-Duty Leveler catalog.

To order optional jam nut add "-JN" to part number.

Top broached hex, "allen drive," (-BR) Thread & Hex Size table below:

(For 5/8-11 thru 1-1/4-7 thread sizes, see IEC's Medium-Duty Leveler catalog.)

Top Hex (Allen-drive) Thread & Hex Size								
Thread	1/4-20	5/16-18	3/8-16	1/2-13	5/8-11	3/4-10	1-8	1-1/4-7
Hex Size	1/8	5/32	3/16	1/4	5/16	3/8	9/16	5/8



INTERNATIONAL EQUIPMENT COMPONENTS, INC.

Phone: 562.597.4533 eMail: sales@iec-corp.com

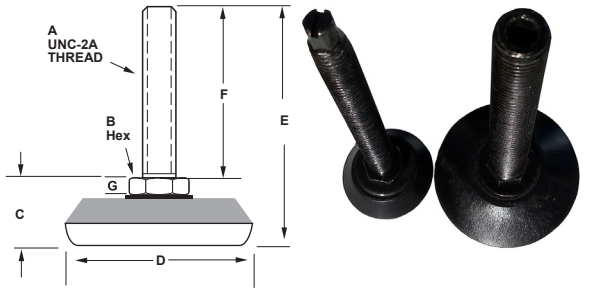
Web: www.iec-corp.com | www.levelingmounts.com

RUGGEDIZED LIGHT DUTY GLIDES
SAUCER BASE® FIXED GLIDES
 4" BASE DIAMETER

Ruggedized® Light Duty, (RLD) Low-Profile, SAUCER BASE® Non-Swivel Glides

The IEC Saucer Base® Ruggedized® Light Duty (RLD) Fixed Glides have a curved bottom edge design for improved sliding capability and are ideal for light to medium duty, high volume applications. The RLD series glides use advanced 3D engineering design and composite materials to create a rugged glide, lowering the manufacturing costs of this product family. These RLD glides incorporate many features requested by commercial and retail customers. They come standard with your choice of Top-A-Just™ features: Internal top allen-drive broached hex (-BR) or external top slotted hex (-HX-SL) for a socket or open end wrench. Eight (8) nylon base sizes to choose from: 3/4" to 4", 1/2" thick. Each base size has a 3/16" hex drive molded in the bottom for fast, easy installation into your furniture or equipment. Steel stud and washer with black trivalent zinc plating. Optional jam nut (add -JN to part number). **More thread sizes and lengths (including metric, stainless steel and female sockets) available for this base style in our Medium-Duty Leveler catalog.**

PATENT PENDING



Features

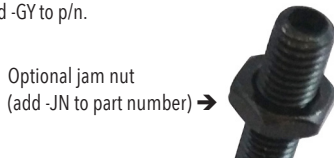
- Black trivalent zinc
- Top hex drive options
- Top slot feature
- Loads to 1500 lbs
- Corrosion resistant
- 8 base diameters
- 3/16" bottom hex drive
- Glass-filled nylon
- Optional jam nut (-JN)
- RoHS compliant
- Curved bottom edge for improved sliding
- Black base standard, to order wood brown, add -BN to p/n. To order metallic gray, add -GY to p/n.

Applications

- Appliances
- Displays
- Racks
- Vending Machines
- Stages
- Decks
- Electronic equipment
- Enclosures
- Conveyors
- Machinery
- Work tables



Optional base colors.



Optional jam nut (add -JN to part number) →

TOP EXTERNAL SLOTTED HEX DRIVE (-HX-SL)	TOP ALLEN-DRIVE BROACHED HEX (-BR)
<p>1/4-20 Hex = 5/32 5/16-18 Hex = 7/32 3/8-16 Hex = 1/4 1/2-13 Hex = 5/16</p>	<p>Top allen-drive broached hex (-BR) Dimension table at bottom of page.</p>

LOW PROFILE FIXED SAUCER BASE — 1" to 4" STUD LENGTHS

Steel	Load	A	B	C	D	E	F	G
IL107-RLD-4BX1-BR	100	1/4-20	1/2	3/4	4	1-3/4	1	3/16
IL107-RLD-4BX1-HX-SL	100	1/4-20	1/2	3/4	4	1-3/4	1	3/16
IL107-RLD-4BX15-BR	100	1/4-20	1/2	3/4	4	2-1/4	1-1/2	3/16
IL107-RLD-4BX15-HX-SL	100	1/4-20	1/2	3/4	4	2-1/4	1-1/2	3/16
IL107-RLD-4B-BR	100	1/4-20	1/2	3/4	4	2-3/4	2	3/16
IL107-RLD-4B-HX-SL	100	1/4-20	1/2	3/4	4	2-3/4	2	3/16
IL107-RLD-5BX1-BR	400	5/16-18	1/2	3/4	4	1-3/4	1	3/16
IL107-RLD-5BX1-HX-SL	400	5/16-18	1/2	3/4	4	1-3/4	1	3/16
IL107-RLD-5B-BR	400	5/16-18	1/2	3/4	4	2-3/4	2	3/16
IL107-RLD-5B-HX-SL	400	5/16-18	1/2	3/4	4	2-3/4	2	3/16
IL107-RLD-5BX3-BR	400	5/16-18	1/2	3/4	4	3-3/4	3	3/16
IL107-RLD-5BX3-HX-SL	400	5/16-18	1/2	3/4	4	3-3/4	3	3/16
IL107-RLD-6B-BR	750	3/8-16	1/2	3/4	4	2-3/4	2	3/16
IL107-RLD-6B-HX-SL	750	3/8-16	1/2	3/4	4	2-3/4	2	3/16
IL107-RLD-6BX3-BR	750	3/8-16	1/2	3/4	4	3-3/4	3	3/16
IL107-RLD-6BX3-HX-SL	750	3/8-16	1/2	3/4	4	3-3/4	3	3/16
IL107-RLD-6BX4-BR	750	3/8-16	1/2	3/4	4	4-3/4	4	3/16
IL107-RLD-6BX4-HX-SL	750	3/8-16	1/2	3/4	4	4-3/4	4	3/16
IL107-RLD-7B-BR	1500	1/2-13	1/2	3/4	4	2-3/4	2	3/16
IL107-RLD-7B-HX-SL	1500	1/2-13	1/2	3/4	4	2-3/4	2	3/16
IL107-RLD-7BX3-BR	1500	1/2-13	1/2	3/4	4	3-3/4	3	3/16
IL107-RLD-7BX3-HX-SL	1500	1/2-13	1/2	3/4	4	3-3/4	3	3/16
IL107-RLD-7BX4-BR	1500	1/2-13	1/2	3/4	4	4-3/4	4	3/16
IL107-RLD-7BX4-HX-SL	1500	1/2-13	1/2	3/4	4	4-3/4	4	3/16

Standard finish is black zinc. For silver or gold finish (as shown above) see IEC's Medium-Duty or Heavy-Duty Leveler catalogs.

More thread sizes and length options for this saucer base design in IEC's Medium-Duty Leveler catalog.

To order optional jam nut add "-JN" to part number.

Top broached hex, "allen drive," (-BR) Thread & Hex Size table below:

(For 5/8-11 thru 1-1/4-7 thread sizes, see IEC's Medium-Duty Leveler catalog.)

Top Hex (Allen-drive) Thread & Hex Size								
Thread	1/4-20	5/16-18	3/8-16	1/2-13	5/8-11	3/4-10	1-8	1-1/4-7
Hex Size	1/8	5/32	3/16	1/4	5/16	3/8	9/16	5/8