



**LOW-PROFILE POLY SWIVEL STUD LEVELERS**

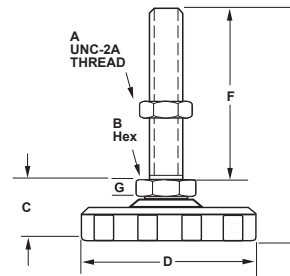

The IEC Poly Base Steel and Stainless Steel Swivel Stud Leveler is ideal for medium-duty load requirements. Nylon bases from 1" to 4" with 15 degree swivel from centerline. Steel Stud has trivalent zinc, yellow chromate finish.

**Features**

- Corrosion resistant
- 15 degree swivel
- 5 base diameters
- Glass-filled nylon
- Loads to 3,000 lbs.
- Supplied with jam nut
- RoHS compliant
- Optional Top-A-Just™ shown to right (add "-BR" to P/N)

**Applications**

- Electronic equipment
- Enclosures
- Conveyors
- Machinery
- Work tables
- Display racks



LOW PROFILE POLY SWIVEL — 1"to 2" STUD LENGTHS

Steel	Stainless	Load	A	B	C	D	E	F	G
IL50-4Gx1	IL50-4Sx1	100	1/4-20	1/2	3/4	1	1-3/4	1	3/16
IL50-4Gx15	IL50-4Sx15	100	1/4-20	1/2	3/4	1	2-1/4	1-1/2	3/16
IL50-4G	IL50-4S	100	1/4-20	1/2	3/4	1	2-3/4	2	3/16
IL50-5Gx1	IL50-5Sx1	500	5/16-18	1/2	3/4	1	1-3/4	1	3/16
IL50-5G	IL50-5S	500	5/16-18	1/2	3/4	1	2-3/4	2	3/16
IL50-6G	IL50-6S	1000	3/8-16	1/2	3/4	1	2-3/4	2	3/16
IL50-7G	IL50-7S	2000	1/2-13	1/2	3/4	1	2-3/4	2	3/16
IL50-8G	IL50-8S	3000	5/8-11	5/8	3/4	1	2-3/4	2	3/16
IL50-9G	IL50-9S	3000	3/4-10	3/4	3/4	1	2-3/4	2	3/16
IL50-10G	IL50-10S	3000	1-8	1	1	1	3	2	1/2
IL50-12G	IL50-12S	3000	1 1/4-7	1 1/4	1	1	3	2	1/2
IL52-4Gx1	IL52-4Sx1	100	1/4-20	1/2	3/4	1 1/2	1-3/4	1	3/16
IL52-4Gx15	IL52-4Sx15	100	1/4-20	1/2	3/4	1 1/2	2-1/4	1-1/2	3/16
IL52-4G	IL52-4S	100	1/4-20	1/2	3/4	1 1/2	2-3/4	2	3/16
IL52-5Gx1	IL52-5Sx1	500	5/16-18	1/2	3/4	1 1/2	1-3/4	1	3/16
IL52-5G	IL52-5S	500	5/16-18	1/2	3/4	1 1/2	2-3/4	2	3/16
IL52-6G	IL52-6S	1000	3/8-16	1/2	3/4	1 1/2	2-3/4	2	3/16
IL52-7G	IL52-7S	2000	1/2-13	1/2	3/4	1 1/2	2-3/4	2	3/16
IL52-8G	IL52-8S	3000	5/8-11	5/8	3/4	1 1/2	2-3/4	2	3/16
IL52-9G	IL52-9S	3000	3/4-10	3/4	3/4	1 1/2	2-3/4	2	3/16
IL52-10G	IL52-10S	3000	1-8	1	1	1 1/2	3	2	1/2
IL52-12G	IL52-12S	3000	1 1/4-7	1 1/4	1	1 1/2	3	2	1/2
IL54-4Gx1	IL54-4Sx1	100	1/4-20	1/2	3/4	2	1-3/4	1	3/16
IL54-4Gx15	IL54-4Sx15	100	1/4-20	1/2	3/4	2	2-1/4	1-1/2	3/16
IL54-4G	IL54-4S	100	1/4-20	1/2	3/4	2	2-3/4	2	3/16
IL54-5Gx1	IL54-5Sx1	500	5/16-18	1/2	3/4	2	1-3/4	1	3/16
IL54-5G	IL54-5S	500	5/16-18	1/2	3/4	2	2-3/4	2	3/16
IL54-6G	IL54-6S	1000	3/8-16	1/2	3/4	2	2-3/4	2	3/16
IL54-7G	IL54-7S	2000	1/2-13	1/2	3/4	2	2-3/4	2	3/16
IL54-8G	IL54-8S	3000	5/8-11	5/8	3/4	2	2-3/4	2	3/16
IL54-9G	IL54-9S	3000	3/4-10	3/4	3/4	2	2-3/4	2	3/16
IL54-10G	IL54-10S	3000	1-8	1	1	2	3	2	1/2
IL54-12G	IL54-12S	3000	1 1/4-7	1 1/4	1	2	3	2	1/2
IL56-4Gx1	IL56-4Sx1	100	1/4-20	1/2	3/4	3	1-3/4	1	3/16
IL56-4Gx15	IL56-4Sx15	100	1/4-20	1/2	3/4	3	2-1/4	1-1/2	3/16
IL56-4G	IL56-4S	100	1/4-20	1/2	3/4	3	2-3/4	2	3/16
IL56-5Gx1	IL56-5Sx1	500	5/16-18	1/2	3/4	3	1-3/4	1	3/16
IL56-5G	IL56-5S	500	5/16-18	1/2	3/4	3	2-3/4	2	3/16
IL56-6G	IL56-6S	1000	3/8-16	1/2	3/4	3	2-3/4	2	3/16
IL56-7G	IL56-7S	2000	1/2-13	1/2	3/4	3	2-3/4	2	3/16
IL56-8G	IL56-8S	3000	5/8-11	5/8	3/4	3	2-3/4	2	3/16
IL56-9G	IL56-9S	3000	3/4-10	3/4	3/4	3	2-3/4	2	3/16
IL56-10G	IL56-10S	3000	1-8	1	1	3	3	2	1/2
IL56-12G	IL56-12S	3000	1 1/4-7	1 1/4	1	3	3	2	1/2
IL58-4Gx1	IL58-4Sx1	100	1/4-20	1/2	3/4	4	1-3/4	1	3/16
IL58-4Gx15	IL58-4Sx15	100	1/4-20	1/2	3/4	4	2-1/4	1-1/2	3/16
IL58-4G	IL58-4S	100	1/4-20	1/2	3/4	4	2-3/4	2	3/16
IL58-5Gx1	IL58-5Sx1	500	5/16-18	1/2	3/4	4	1-3/4	1	3/16
IL58-5G	IL58-5S	500	5/16-18	1/2	3/4	4	2-3/4	2	3/16
IL58-6G	IL58-6S	1000	3/8-16	1/2	3/4	4	2-3/4	2	3/16
IL58-7G	IL58-7S	2000	1/2-13	1/2	3/4	4	2-3/4	2	3/16
IL58-8G	IL58-8S	3000	5/8-11	5/8	3/4	4	2-3/4	2	3/16
IL58-9G	IL58-9S	3000	3/4-10	3/4	3/4	4	2-3/4	2	3/16
IL58-10G	IL58-10S	3000	1-8	1	1	4	3	2	1/2
IL58-12G	IL58-12S	3000	1 1/4-7	1 1/4	1	4	3	2	1/2

To order optional top broached hex, "allen drive," add "-BR".

NOTE: See next page for Top Hex (Allen-drive) Thread & Hex Size table at bottom of page.



**LOW-PROFILE POLY SWIVEL STUD LEVELERS**

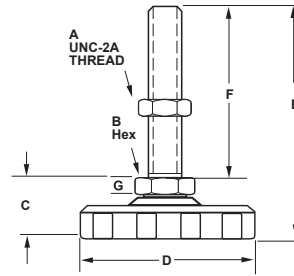

The IEC Poly Base Steel and Stainless Steel Swivel Stud Leveler is ideal for medium-duty load requirements. Nylon bases from 1" to 4" with 15 degree swivel from centerline. Steel Stud has trivalent zinc, yellow chromate finish.

**Features**

- Corrosion resistant
- 15 degree swivel
- 5 base diameters
- Glass-filled nylon
- Loads to 3,000 lbs.
- Supplied with jam nut
- RoHS compliant
- Optional Top-A-Just™ shown to right (add "-BR" to P/N)

**Applications**

- Electronic equipment
- Enclosures
- Conveyors
- Machinery
- Work tables
- Display racks



**LOW PROFILE POLY SWIVEL — 3" STUD LENGTHS**

Steel	Stainless	Load	A	B	C	D	E	F	G
IL50-4Gx3	IL50-4Sx3	100	1/4-20	1/2	3/4	1	3-3/4	3	3/16
IL50-5Gx3	IL50-5Sx3	500	5/16-18	1/2	3/4	1	3-3/4	3	3/16
IL50-6Gx3	IL50-6Sx3	1000	3/8-16	1/2	3/4	1	3-3/4	3	3/16
IL50-7Gx3	IL50-7Sx3	2000	1/2-13	1/2	3/4	1	3-3/4	3	3/16
IL50-8Gx3	IL50-8Sx3	3000	5/8-11	5/8	3/4	1	3-3/4	3	3/16
IL50-9Gx3	IL50-9Sx3	3000	3/4-10	3/4	3/4	1	3-3/4	3	3/16
IL50-10Gx3	IL50-10Sx3	3000	1-8	1	1	1	4	3	1/2
IL50-12Gx3	IL50-12Sx3	3000	1 1/4-7	1 1/4	1	1	4	3	1/2
IL52-4Gx3	IL52-4Sx3	100	1/4-20	1/2	3/4	1 1/2	3-3/4	3	3/16
IL52-5Gx3	IL52-5Sx3	500	5/16-18	1/2	3/4	1 1/2	3-3/4	3	3/16
IL52-6Gx3	IL52-6Sx3	1000	3/8-16	1/2	3/4	1 1/2	3-3/4	3	3/16
IL52-7Gx3	IL52-7Sx3	2000	1/2-13	1/2	3/4	1 1/2	3-3/4	3	3/16
IL52-8Gx3	IL52-8Sx3	3000	5/8-11	5/8	3/4	1 1/2	3-3/4	3	3/16
IL52-9Gx3	IL52-9Sx3	3000	3/4-10	3/4	3/4	1 1/2	3-3/4	3	3/16
IL52-10Gx3	IL52-10Sx3	3000	1-8	1	1	1 1/2	4	3	1/2
IL52-12Gx3	IL52-12Sx3	3000	1 1/4-7	1 1/4	1	1 1/2	4	3	1/2
IL54-4Gx3	IL54-4Sx3	100	1/4-20	1/2	3/4	2	3-3/4	3	3/16
IL54-5Gx3	IL54-5Sx3	500	5/16-18	1/2	3/4	2	3-3/4	3	3/16
IL54-6Gx3	IL54-6Sx3	1000	3/8-16	1/2	3/4	2	3-3/4	3	3/16
IL54-7Gx3	IL54-7Sx3	2000	1/2-13	1/2	3/4	2	3-3/4	3	3/16
IL54-8Gx3	IL54-8Sx3	3000	5/8-11	5/8	3/4	2	3-3/4	3	3/16
IL54-9Gx3	IL54-9Sx3	3000	3/4-10	3/4	3/4	2	3-3/4	3	3/16
IL54-10Gx3	IL54-10Sx3	3000	1-8	1	1	2	4	3	1/2
IL54-12Gx3	IL54-12Sx3	3000	1 1/4-7	1 1/4	1	2	4	3	1/2
IL56-4Gx3	IL56-4Sx3	100	1/4-20	1/2	3/4	3	3-3/4	3	3/16
IL56-5Gx3	IL56-5Sx3	500	5/16-18	1/2	3/4	3	3-3/4	3	3/16
IL56-6Gx3	IL56-6Sx3	1000	3/8-16	1/2	3/4	3	3-3/4	3	3/16
IL56-7Gx3	IL56-7Sx3	2000	1/2-13	1/2	3/4	3	3-3/4	3	3/16
IL56-8Gx3	IL56-8Sx3	3000	5/8-11	5/8	3/4	3	3-3/4	3	3/16
IL56-9Gx3	IL56-9Sx3	3000	3/4-10	3/4	3/4	3	3-3/4	3	3/16
IL56-10Gx3	IL56-10Sx3	3000	1-8	1	1	3	4	3	1/2
IL56-12Gx3	IL56-12Sx3	3000	1 1/4-7	1 1/4	1	3	4	3	1/2
IL58-4Gx3	IL58-4Sx3	100	1/4-20	1/2	3/4	4	3-3/4	3	3/16
IL58-5Gx3	IL58-5Sx3	500	5/16-18	1/2	3/4	4	3-3/4	3	3/16
IL58-6Gx3	IL58-6Sx3	1000	3/8-16	1/2	3/4	4	3-3/4	3	3/16
IL58-7Gx3	IL58-7Sx3	2000	1/2-13	1/2	3/4	4	3-3/4	3	3/16
IL58-8Gx3	IL58-8Sx3	3000	5/8-11	5/8	3/4	4	3-3/4	3	3/16
IL58-9Gx3	IL58-9Sx3	3000	3/4-10	3/4	3/4	4	3-3/4	3	3/16
IL58-10Gx3	IL58-10Sx3	3000	1-8	1	1	4	4	3	1/2
IL58-12Gx3	IL58-12Sx3	3000	1 1/4-7	1 1/4	1	4	4	3	1/2

To order optional top broached hex, "allen drive," add "-BR".

Top Hex (Allen-drive) Thread & Hex Size								
Thread	1/4-20	5/16-18	3/8-16	1/2-13	5/8-11	3/4-10	1-8	1-1/4-7
Hex Size	1/8	5/32	3/16	1/4	5/16	3/8	9/16	5/8



**LOW-PROFILE POLY SWIVEL STUD LEVELERS**


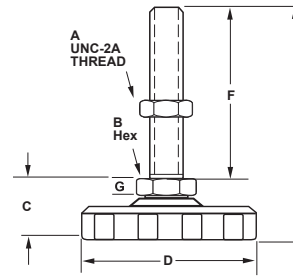
The IEC Poly Base Steel and Stainless Steel Swivel Stud Leveler is ideal for medium-duty load requirements. Nylon bases from 1" to 4" with 15 degree swivel from centerline. Steel Stud has trivalent zinc, yellow chromate finish.

**Features**

- Corrosion resistant
- 15 degree swivel
- 5 base diameters
- Glass-filled nylon
- Loads to 3,000 lbs.
- Supplied with jam nut
- RoHS compliant
- Optional Top-A-Just™ shown to right (add "-BR" to P/N)

**Applications**

- Electronic equipment
- Enclosures
- Conveyors
- Machinery
- Work tables
- Display racks



LOW PROFILE POLY SWIVEL — 4" STUD LENGTHS

Steel	Stainless	Load	A	B	C	D	E	F	G
IL50-5Gx4	IL50-5Sx4	500	5/16-18	1/2	3/4	1	4-3/4	4	3/16
IL50-6Gx4	IL50-6Sx4	1000	3/8-16	1/2	3/4	1	4-3/4	4	3/16
IL50-7Gx4	IL50-7Sx4	2000	1/2-13	1/2	3/4	1	4-3/4	4	3/16
IL50-8Gx4	IL50-8Sx4	3000	5/8-11	5/8	3/4	1	4-3/4	4	3/16
IL50-9Gx4	IL50-9Sx4	3000	3/4-10	3/4	3/4	1	4-3/4	4	3/16
IL50-10Gx4	IL50-10Sx4	3000	1-8	1	1	1	5	4	1/2
IL50-12Gx4	IL50-12Sx4	3000	1 1/4-7	1 1/4	1	1	5	4	1/2
IL52-5Gx4	IL52-5Sx4	500	5/16-18	1/2	3/4	1-1/2	4-3/4	4	3/16
IL52-6Gx4	IL52-6Sx4	1000	3/8-16	1/2	3/4	1-1/2	4-3/4	4	3/16
IL52-7Gx4	IL52-7Sx4	2000	1/2-13	1/2	3/4	1-1/2	4-3/4	4	3/16
IL52-8Gx4	IL52-8Sx4	3000	5/8-11	5/8	3/4	1-1/2	4-3/4	4	3/16
IL52-9Gx4	IL52-9Sx4	3000	3/4-10	3/4	3/4	1-1/2	4-3/4	4	3/16
IL52-10Gx4	IL52-10Sx4	3000	1-8	1	1	1-1/2	5	4	1/2
IL52-12Gx4	IL52-12Sx4	3000	1 1/4-7	1 1/4	1	1-1/2	5	4	1/2
IL54-5Gx4	IL54-5Sx4	500	5/16-18	1/2	3/4	2	4-3/4	4	3/16
IL54-6Gx4	IL54-6Sx4	1000	3/8-16	1/2	3/4	2	4-3/4	4	3/16
IL54-7Gx4	IL54-7Sx4	2000	1/2-13	1/2	3/4	2	4-3/4	4	3/16
IL54-8Gx4	IL54-8Sx4	3000	5/8-11	5/8	3/4	2	4-3/4	4	3/16
IL54-9Gx4	IL54-9Sx4	3000	3/4-10	3/4	3/4	2	4-3/4	4	3/16
IL54-10Gx4	IL54-10Sx4	3000	1-8	1	1	2	5	4	1/2
IL54-12Gx4	IL54-12Sx4	3000	1 1/4-7	1 1/4	1	2	5	4	1/2
IL56-5Gx4	IL56-5Sx4	500	5/16-18	1/2	3/4	3	4-3/4	4	3/16
IL56-6Gx4	IL56-6Sx4	1000	3/8-16	1/2	3/4	3	4-3/4	4	3/16
IL56-7Gx4	IL56-7Sx4	2000	1/2-13	1/2	3/4	3	4-3/4	4	3/16
IL56-8Gx4	IL56-8Sx4	3000	5/8-11	5/8	3/4	3	4-3/4	4	3/16
IL56-9Gx4	IL56-9Sx4	3000	3/4-10	3/4	3/4	3	4-3/4	4	3/16
IL56-10Gx4	IL56-10Sx4	3000	1-8	1	1	3	5	4	1/2
IL56-12Gx4	IL56-12Sx4	3000	1 1/4-7	1 1/4	1	3	5	4	1/2
IL58-5Gx4	IL58-5Sx4	500	5/16-18	1/2	3/4	4	4-3/4	4	3/16
IL58-6Gx4	IL58-6Sx4	1000	3/8-16	1/2	3/4	4	4-3/4	4	3/16
IL58-7Gx4	IL58-7Sx4	2000	1/2-13	1/2	3/4	4	4-3/4	4	3/16
IL58-8Gx4	IL58-8Sx4	3000	5/8-11	5/8	3/4	4	4-3/4	4	3/16
IL58-9Gx4	IL58-9Sx4	3000	3/4-10	3/4	3/4	4	4-3/4	4	3/16
IL58-10Gx4	IL58-10Sx4	3000	1-8	1	1	4	5	4	1/2
IL58-12Gx4	IL58-12Sx4	3000	1 1/4-7	1 1/4	1	4	5	4	1/2

To order optional top broached hex, "allen drive," add "-BR".

Top Hex (Allen-drive) Thread & Hex Size								
Thread	1/4-20	5/16-18	3/8-16	1/2-13	5/8-11	3/4-10	1-8	1-1/4-7
Hex Size	1/8	5/32	3/16	1/4	5/16	3/8	9/16	5/8



**LOW-PROFILE POLY SWIVEL STUD LEVELERS**

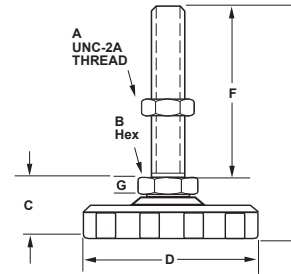
The IEC Poly Base Steel and Stainless Steel Swivel Stud Leveler is ideal for medium-duty load requirements. Nylon bases from 1" to 4" with 15 degree swivel from centerline. Steel Stud has trivalent zinc, yellow chromate finish.

**Features**

- Corrosion resistant
- 15 degree swivel
- 5 base diameters
- Glass-filled nylon
- Loads to 3,000 lbs.
- Supplied with jam nut
- RoHS compliant
- Optional Top-A-Just™ shown to right (add "-BR" to P/N)

**Applications**

- Electronic equipment
- Enclosures
- Conveyors
- Machinery
- Work tables
- Display racks



**LOW PROFILE POLY SWIVEL — 5" STUD LENGTHS**

Steel	Stainless	Load	A	B	C	D	E	F	G
IL50-6Gx5	IL50-6Sx5	1000	3/8-16	1/2	3/4	1	5-3/4	5	3/16
IL50-7Gx5	IL50-7Sx5	2000	1/2-13	1/2	3/4	1	5-3/4	5	3/16
IL50-8Gx5	IL50-8Sx5	3000	5/8-11	5/8	3/4	1	5-3/4	5	3/16
IL50-9Gx5	IL50-9Sx5	3000	3/4-10	3/4	3/4	1	5-3/4	5	3/16
IL50-10Gx5	IL50-10Sx5	3000	1-8	1	1	1	6	5	1/2
IL50-12Gx5	IL50-12Sx5	3000	1 1/4-7	1-1/4	1	1	6	5	1/2
IL52-6Gx5	IL52-6Sx5	1000	3/8-16	1/2	3/4	1-1/2	5-3/4	5	3/16
IL52-7Gx5	IL52-7Sx5	2000	1/2-13	1/2	3/4	1-1/2	5-3/4	5	3/16
IL52-8Gx5	IL52-8Sx5	3000	5/8-11	5/8	3/4	1-1/2	5-3/4	5	3/16
IL52-9Gx5	IL52-9Sx5	3000	3/4-10	3/4	3/4	1-1/2	5-3/4	5	3/16
IL52-10Gx5	IL52-10Sx5	3000	1-8	1	1	1-1/2	6	5	1/2
IL52-12Gx5	IL52-12Sx5	3000	1 1/4-7	1-1/4	1	1-1/2	6	5	1/2
IL54-6Gx5	IL54-6Sx5	1000	3/8-16	1/2	3/4	2	5-3/4	5	3/16
IL54-7Gx5	IL54-7Sx5	2000	1/2-13	1/2	3/4	2	5-3/4	5	3/16
IL54-8Gx5	IL54-8Sx5	3000	5/8-11	5/8	3/4	2	5-3/4	5	3/16
IL54-9Gx5	IL54-9Sx5	3000	3/4-10	3/4	3/4	2	5-3/4	5	3/16
IL54-10Gx5	IL54-10Sx5	3000	1-8	1	1	2	6	5	1/2
IL54-12Gx5	IL54-12Sx5	3000	1 1/4-7	1-1/4	1	2	6	5	1/2
IL56-6Gx5	IL56-6Sx5	1000	3/8-16	1/2	3/4	3	5-3/4	5	3/16
IL56-7Gx5	IL56-7Sx5	2000	1/2-13	1/2	3/4	3	5-3/4	5	3/16
IL56-8Gx5	IL56-8Sx5	3000	5/8-11	5/8	3/4	3	5-3/4	5	3/16
IL56-9Gx5	IL56-9Sx5	3000	3/4-10	3/4	3/4	3	5-3/4	5	3/16
IL56-10Gx5	IL56-10Sx5	3000	1-8	1	1	3	6	5	1/2
IL56-12Gx5	IL56-12Sx5	3000	1 1/4-7	1-1/4	1	3	6	5	1/2
IL58-6Gx5	IL58-6Sx5	1000	3/8-16	1/2	3/4	4	5-3/4	5	3/16
IL58-7Gx5	IL58-7Sx5	2000	1/2-13	1/2	3/4	4	5-3/4	5	3/16
IL58-8Gx5	IL58-8Sx5	3000	5/8-11	5/8	3/4	4	5-3/4	5	3/16
IL58-9Gx5	IL58-9Sx5	3000	3/4-10	3/4	3/4	4	5-3/4	5	3/16
IL58-10Gx5	IL58-10Sx5	3000	1-8	1	1	4	6	5	1/2
IL58-12Gx5	IL58-12Sx5	3000	1 1/4-7	1-1/4	1	4	6	5	1/2

To order optional top broached hex, "allen drive," add "-BR".

Top Hex (Allen-drive) Thread & Hex Size								
Thread	1/4-20	5/16-18	3/8-16	1/2-13	5/8-11	3/4-10	1-8	1-1/4-7
Hex Size	1/8	5/32	3/16	1/4	5/16	3/8	9/16	5/8



**LOW-PROFILE POLY SWIVEL STUD LEVELERS**


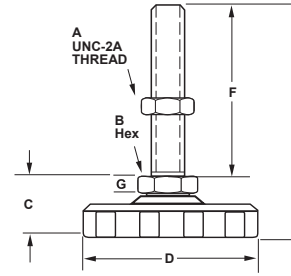
The IEC *Poly Base Steel and Stainless Steel Swivel Stud Leveler* is ideal for medium-duty load requirements. Nylon bases from 1" to 4" with 15 degree swivel from centerline. Steel Stud has trivalent zinc, yellow chromate finish.

**Features**

- Corrosion resistant
- 15 degree swivel
- 5 base diameters
- Glass-filled nylon
- Loads to 3,000 lbs.
- Supplied with jam nut
- RoHS compliant
- Optional Top-A-Just™ shown to right (add "-BR" to P/N)

**Applications**

- Electronic equipment
- Enclosures
- Conveyors
- Machinery
- Work tables
- Display racks



LOW PROFILE POLY SWIVEL — 6" STUD LENGTHS

Steel	Stainless	Load	A	B	C	D	E	F	G
IL50-6Gx6	IL50-6Sx6	1000	3/8-16	1/2	3/4	1	6-3/4	6	3/16
IL50-7Gx6	IL50-7Sx6	2000	1/2-13	1/2	3/4	1	6-3/4	6	3/16
IL50-8Gx6	IL50-8Sx6	3000	5/8-11	5/8	3/4	1	6-3/4	6	3/16
IL50-9Gx6	IL50-9Sx6	3000	3/4-10	3/4	3/4	1	6-3/4	6	3/16
IL50-10Gx6	IL50-10Sx6	3000	1-8	1	1	1	7	6	1/2
IL50-12Gx6	IL50-12Sx6	3000	1 1/4-7	1-1/4	1	1	7	6	1/2
IL52-6Gx6	IL52-6Sx6	1000	3/8-16	1/2	3/4	1-1/2	6-3/4	6	3/16
IL52-7Gx6	IL52-7Sx6	2000	1/2-13	1/2	3/4	1-1/2	6-3/4	6	3/16
IL52-8Gx6	IL52-8Sx6	3000	5/8-11	5/8	3/4	1-1/2	6-3/4	6	3/16
IL52-9Gx6	IL52-9Sx6	3000	3/4-10	3/4	3/4	1-1/2	6-3/4	6	3/16
IL52-10Gx6	IL52-10Sx6	3000	1-8	1	1	1-1/2	7	6	1/2
IL52-12Gx6	IL52-12Sx6	3000	1 1/4-7	1-1/4	1	1-1/2	7	6	1/2
IL54-6Gx6	IL54-6Sx6	1000	3/8-16	1/2	3/4	2	6-3/4	6	3/16
IL54-7Gx6	IL54-7Sx6	2000	1/2-13	1/2	3/4	2	6-3/4	6	3/16
IL54-8Gx6	IL54-8Sx6	3000	5/8-11	5/8	3/4	2	6-3/4	6	3/16
IL54-9Gx6	IL54-9Sx6	3000	3/4-10	3/4	3/4	2	6-3/4	6	3/16
IL54-10Gx6	IL54-10Sx6	3000	1-8	1	1	2	7	6	1/2
IL54-12Gx6	IL54-12Sx6	3000	1 1/4-7	1-1/4	1	2	7	6	1/2
IL56-6Gx6	IL56-6Sx6	1000	3/8-16	1/2	3/4	3	6-3/4	6	3/16
IL56-7Gx6	IL56-7Sx6	2000	1/2-13	1/2	3/4	3	6-3/4	6	3/16
IL56-8Gx6	IL56-8Sx6	3000	5/8-11	5/8	3/4	3	6-3/4	6	3/16
IL56-9Gx6	IL56-9Sx6	3000	3/4-10	3/4	3/4	3	6-3/4	6	3/16
IL56-10Gx6	IL56-10Sx6	3000	1-8	1	1	3	7	6	1/2
IL56-12Gx6	IL56-12Sx6	3000	1 1/4-7	1-1/4	1	3	7	6	1/2
IL58-6Gx6	IL58-6Sx6	1000	3/8-16	1/2	3/4	4	6-3/4	6	3/16
IL58-7Gx6	IL58-7Sx6	2000	1/2-13	1/2	3/4	4	6-3/4	6	3/16
IL58-8Gx6	IL58-8Sx6	3000	5/8-11	5/8	3/4	4	6-3/4	6	3/16
IL58-9Gx6	IL58-9Sx6	3000	3/4-10	3/4	3/4	4	6-3/4	6	3/16
IL58-10Gx6	IL58-10Sx6	3000	1-8	1	1	4	7	6	1/2
IL58-12Gx6	IL58-12Sx6	3000	1 1/4-7	1-1/4	1	4	7	6	1/2

To order optional top broached hex, "allen drive," add "-BR".

Top Hex (Allen-drive) Thread & Hex Size								
Thread	1/4-20	5/16-18	3/8-16	1/2-13	5/8-11	3/4-10	1-8	1-1/4-7
Hex Size	1/8	5/32	3/16	1/4	5/16	3/8	9/16	5/8



**LOW-PROFILE POLY SWIVEL STUD LEVELERS**

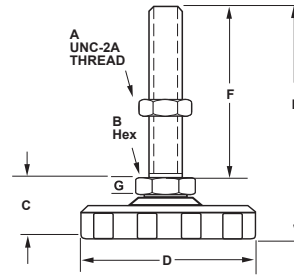
The IEC Poly Base Steel and Stainless Steel Swivel Stud Leveler is ideal for medium-duty load requirements. Nylon bases from 1" to 4" with 15 degree swivel from centerline. Steel Stud has trivalent zinc, yellow chromate finish.

**Features**

- Corrosion resistant
- 15 degree swivel
- 5 base diameters
- Glass-filled nylon
- Loads to 3,000 lbs.
- Supplied with jam nut
- RoHS compliant
- Optional Top-A-Just™ shown to right (add "-BR" to P/N)

**Applications**

- Electronic equipment
- Enclosures
- Conveyors
- Machinery
- Work tables
- Display racks



**LOW PROFILE POLY SWIVEL — 8" STUD LENGTHS**

Steel	Stainless	Load	A	B	C	D	E	F	G
IL50-7Gx8	IL50-7Sx8	2000	1/2-13	1/2	3/4	1	8-3/4	8	3/16
IL50-8Gx8	IL50-8Sx8	3000	5/8-11	5/8	3/4	1	8-3/4	8	3/16
IL50-9Gx8	IL50-9Sx8	3000	3/4-10	3/4	3/4	1	8-3/4	8	3/16
IL50-10Gx8	IL50-10Sx8	3000	1-8	1	1	1	9	8	1/2
IL50-12Gx8	IL50-12Sx8	3000	1 1/4-7	1-1/4	1	1	9	8	1/2
IL52-7Gx8	IL52-7Sx8	2000	1/2-13	1/2	3/4	1-1/2	8-3/4	8	3/16
IL52-8Gx8	IL52-8Sx8	3000	5/8-11	5/8	3/4	1-1/2	8-3/4	8	3/16
IL52-9Gx8	IL52-9Sx8	3000	3/4-10	3/4	3/4	1-1/2	8-3/4	8	3/16
IL52-10Gx8	IL52-10Sx8	3000	1-8	1	1	1-1/2	9	8	1/2
IL52-12Gx8	IL52-12Sx8	3000	1 1/4-7	1-1/4	1	1-1/2	9	8	1/2
IL54-7Gx8	IL54-7Sx8	2000	1/2-13	1/2	3/4	2	8-3/4	8	3/16
IL54-8Gx8	IL54-8Sx8	3000	5/8-11	5/8	3/4	2	8-3/4	8	3/16
IL54-9Gx8	IL54-9Sx8	3000	3/4-10	3/4	3/4	2	8-3/4	8	3/16
IL54-10Gx8	IL54-10Sx8	3000	1-8	1	1	2	9	8	1/2
IL54-12Gx8	IL54-12Sx8	3000	1 1/4-7	1-1/4	1	2	9	8	1/2
IL56-7Gx8	IL56-7Sx8	2000	1/2-13	1/2	3/4	3	8-3/4	8	3/16
IL56-8Gx8	IL56-8Sx8	3000	5/8-11	5/8	3/4	3	8-3/4	8	3/16
IL56-9Gx8	IL56-9Sx8	3000	3/4-10	3/4	3/4	3	8-3/4	8	3/16
IL56-10Gx8	IL56-10Sx8	3000	1-8	1	1	3	9	8	1/2
IL56-12Gx8	IL56-12Sx8	3000	1 1/4-7	1-1/4	1	3	9	8	1/2
IL58-7Gx8	IL58-7Sx8	2000	1/2-13	1/2	3/4	4	8-3/4	8	3/16
IL58-8Gx8	IL58-8Sx8	3000	5/8-11	5/8	3/4	4	8-3/4	8	3/16
IL58-9Gx8	IL58-9Sx8	3000	3/4-10	3/4	3/4	4	8-3/4	8	3/16
IL58-10Gx8	IL58-10Sx8	3000	1-8	1	1	4	9	8	1/2
IL58-12Gx8	IL58-12Sx8	3000	1 1/4-7	1-1/4	1	4	9	8	1/2

To order optional top broached hex, "allen drive," add "-BR".

Top Hex (Allen-drive) Thread & Hex Size								
Thread	1/4-20	5/16-18	3/8-16	1/2-13	5/8-11	3/4-10	1-8	1-1/4-7
Hex Size	1/8	5/32	3/16	1/4	5/16	3/8	9/16	5/8



**LOW-PROFILE METRIC POLY SWIVEL STUD LEVELERS**


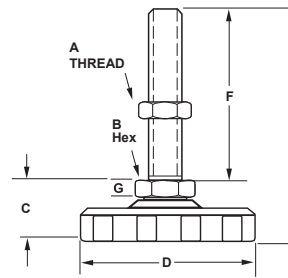
The IEC *Poly Base Steel and Stainless Steel Swivel Stud Leveler* is ideal for medium-duty load requirements. Nylon bases from 1" to 4" with 15 degree swivel from centerline. Steel Stud has trivalent zinc, yellow chromate finish.

**Features**

- Corrosion resistant
- 15 degree swivel
- 5 base diameters
- Glass-filled nylon
- Loads to 3,000 lbs.
- Supplied with jam nut
- RoHS compliant
- M6 & M8 available in 1" (25mm) length
- Optional Top-A-Just™ shown to right (add "-BR" to P/N)

**Applications**

- Electronic equipment
- Enclosures
- Conveyors
- Machinery
- Work tables
- Display racks



LOW PROFILE METRIC POLY SWIVEL — 2 " STUD LENGTHS

Steel	Stainless	Load	A	B	C	D	E	F	G
IL50-M6Gx1	IL50-M6Sx1	100	M6X1	1/2	3/4	1	1-3/4	1	3/16
IL50-M8Gx1	IL50-M8Sx1	500	M8X1.25	1/2	3/4	1	1-3/4	1	3/16
IL50-M6G	IL50-M6S	100	M6X1	1/2	3/4	1	2-3/4	2	3/16
IL50-M8G	IL50-M8S	500	M8X1.25	1/2	3/4	1	2-3/4	2	3/16
IL50-M10G	IL50-M10S	1000	M10X1.50	1/2	3/4	1	2-3/4	2	3/16
IL50-M12G	IL50-M12S	2000	M12X1.75	1/2	3/4	1	2-3/4	2	3/16
IL50-M16G	IL50-M16S	3000	M16X2.00	5/8	3/4	1	2-3/4	2	3/16
IL50-M20G	IL50-M20S	3000	M20X2.50	3/4	3/4	1	2-3/4	2	3/16
IL50-M24G	IL50-M24S	3000	M24X3.00	1	1	1	3	2	1/2
IL52-M6Gx1	IL52-M6Sx1	100	M6X1	1/2	3/4	1-1/2	1-3/4	1	3/16
IL52-M8Gx1	IL52-M8Sx1	500	M8X1.25	1/2	3/4	1-1/2	1-3/4	1	3/16
IL52-M6G	IL52-M6S	100	M6X1	1/2	3/4	1-1/2	2-3/4	2	3/16
IL52-M8G	IL52-M8S	500	M8X1.25	1/2	3/4	1-1/2	2-3/4	2	3/16
IL52-M10G	IL52-M10S	1000	M10X1.50	1/2	3/4	1-1/2	2-3/4	2	3/16
IL52-M12G	IL52-M12S	2000	M12X1.75	1/2	3/4	1-1/2	2-3/4	2	3/16
IL52-M16G	IL52-M16S	3000	M16X2.00	5/8	3/4	1-1/2	2-3/4	2	3/16
IL52-M20G	IL52-M20S	3000	M20X2.50	3/4	3/4	1-1/2	2-3/4	2	3/16
IL52-M24G	IL52-M24S	3000	M24X3.00	1	1	1-1/2	3	2	1/2
IL54-M6Gx1	IL54-M6Sx1	100	M6X1	1/2	3/4	2	1-3/4	1	3/16
IL54-M8Gx1	IL54-M8Sx1	500	M8X1.25	1/2	3/4	2	1-3/4	1	3/16
IL54-M6G	IL54-M6S	100	M6X1	1/2	3/4	2	2-3/4	2	3/16
IL54-M8G	IL54-M8S	500	M8X1.25	1/2	3/4	2	2-3/4	2	3/16
IL54-M10G	IL54-M10S	1000	M10X1.50	1/2	3/4	2	2-3/4	2	3/16
IL54-M12G	IL54-M12S	2000	M12X1.75	1/2	3/4	2	2-3/4	2	3/16
IL54-M16G	IL54-M16S	3000	M16X2.00	5/8	3/4	2	2-3/4	2	3/16
IL54-M20G	IL54-M20S	3000	M20X2.50	3/4	3/4	2	2-3/4	2	3/16
IL54-M24G	IL54-M24S	3000	M24X3.00	1	1	2	3	2	1/2
IL56-M6Gx1	IL56-M6Sx1	100	M6X1	1/2	3/4	3	1-3/4	1	3/16
IL56-M8Gx1	IL56-M8Sx1	500	M8X1.25	1/2	3/4	3	1-3/4	1	3/16
IL56-M6G	IL56-M6S	100	M6X1	1/2	3/4	3	2-3/4	2	3/16
IL56-M8G	IL56-M8S	500	M8X1.25	1/2	3/4	3	2-3/4	2	3/16
IL56-M10G	IL56-M10S	1000	M10X1.50	1/2	3/4	3	2-3/4	2	3/16
IL56-M12G	IL56-M12S	2000	M12X1.75	1/2	3/4	3	2-3/4	2	3/16
IL56-M16G	IL56-M16S	3000	M16X2.00	5/8	3/4	3	2-3/4	2	3/16
IL56-M20G	IL56-M20S	3000	M20X2.50	3/4	3/4	3	2-3/4	2	3/16
IL56-M24G	IL56-M24S	3000	M24X3.00	1	1	3	3	2	1/2
IL58-M6Gx1	IL58-M6Sx1	100	M6X1	1/2	3/4	4	1-3/4	1	3/16
IL58-M8Gx1	IL58-M8Sx1	500	M8X1.25	1/2	3/4	4	1-3/4	1	3/16
IL58-M6G	IL58-M6S	100	M6X1	1/2	3/4	4	2-3/4	2	3/16
IL58-M8G	IL58-M8S	500	M8X1.25	1/2	3/4	4	2-3/4	2	3/16
IL58-M10G	IL58-M10S	1000	M10X1.50	1/2	3/4	4	2-3/4	2	3/16
IL58-M12G	IL58-M12S	2000	M12X1.75	1/2	3/4	4	2-3/4	2	3/16
IL58-M16G	IL58-M16S	3000	M16X2.00	5/8	3/4	4	2-3/4	2	3/16
IL58-M20G	IL58-M20S	3000	M20X2.50	3/4	3/4	4	2-3/4	2	3/16
IL58-M24G	IL58-M24S	3000	M24X3.00	1	1	4	3	2	1/2

To order optional top broached hex, "allen drive," add "-BR".

Top Hex (Allen-drive) Thread & Hex Size							
Thread	M6X1	M8X1.25	M10X1.50	M12X1.75	M16X2.00	M20X2.50	M24X3.00
Hex Size	3mm	4mm	5mm	6mm	8mm	10mm	12mm



**LOW-PROFILE METRIC POLY SWIVEL STUD LEVELERS**

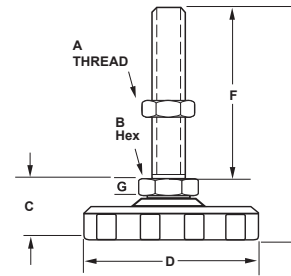
The IEC Poly Base Steel and Stainless Steel Swivel Stud Leveler is ideal for medium-duty load requirements. Nylon bases from 1" to 4" with 15 degree swivel from centerline. Steel Stud has trivalent zinc, yellow chromate finish.

**Features**

- Corrosion resistant
- 15 degree swivel
- 5 base diameters
- Glass-filled nylon
- Loads to 3,000 lbs.
- Supplied with jam nut
- RoHS compliant
- Optional Top-A-Just™ shown to right (add "BR" to P/N)

**Applications**

- Electronic equipment
- Enclosures
- Conveyors
- Machinery
- Work tables
- Display racks



LOW PROFILE METRIC POLY SWIVEL — 3" STUD LENGTHS

Steel	Stainless	Load	A	B	C	D	E	F	G
IL50-M6Gx3	IL50-M6Sx3	100	M6X1	1/2	3/4	1	3-3/4	3	3/16
IL50-M8Gx3	IL50-M8Sx3	500	M8X1.25	1/2	3/4	1	3-3/4	3	3/16
IL50-M10Gx3	IL50-M10Sx3	1000	M10X1.50	1/2	3/4	1	3-3/4	3	3/16
IL50-M12Gx3	IL50-M12Sx3	2000	M12X1.75	1/2	3/4	1	3-3/4	3	3/16
IL50-M16Gx3	IL50-M16Sx3	3000	M16X2.00	5/8	3/4	1	3-3/4	3	3/16
IL50-M20Gx3	IL50-M20Sx3	3000	M20X2.50	3/4	3/4	1	3-3/4	3	3/16
IL50-M24Gx3	IL50-M24Sx3	3000	M24X3.00	1	1	1	4	3	1/2
IL52-M6Gx3	IL52-M6Sx3	100	M6X1	1/2	3/4	1-1/2	3-3/4	3	3/16
IL52-M8Gx3	IL52-M8Sx3	500	M8X1.25	1/2	3/4	1-1/2	3-3/4	3	3/16
IL52-M10Gx3	IL52-M10Sx3	1000	M10X1.50	1/2	3/4	1-1/2	3-3/4	3	3/16
IL52-M12Gx3	IL52-M12Sx3	2000	M12X1.75	1/2	3/4	1-1/2	3-3/4	3	3/16
IL52-M16Gx3	IL52-M16Sx3	3000	M16X2.00	5/8	3/4	1-1/2	3-3/4	3	3/16
IL52-M20Gx3	IL52-M20Sx3	3000	M20X2.50	3/4	3/4	1-1/2	3-3/4	3	3/16
IL52-M24Gx3	IL52-M24Sx3	3000	M24X3.00	1	1	1-1/2	4	3	1/2
IL54-M6Gx3	IL54-M6Sx3	100	M6X1	1/2	3/4	2	3-3/4	3	3/16
IL54-M8Gx3	IL54-M8Sx3	500	M8X1.25	1/2	3/4	2	3-3/4	3	3/16
IL54-M10Gx3	IL54-M10Sx3	1000	M10X1.50	1/2	3/4	2	3-3/4	3	3/16
IL54-M12Gx3	IL54-M12Sx3	2000	M12X1.75	1/2	3/4	2	3-3/4	3	3/16
IL54-M16Gx3	IL54-M16Sx3	3000	M16X2.00	5/8	3/4	2	3-3/4	3	3/16
IL54-M20Gx3	IL54-M20Sx3	3000	M20X2.50	3/4	3/4	2	3-3/4	3	3/16
IL54-M24Gx3	IL54-M24Sx3	3000	M24X3.00	1	1	2	4	3	1/2
IL56-M6Gx3	IL56-M6Sx3	100	M6X1	1/2	3/4	3	3-3/4	3	3/16
IL56-M8Gx3	IL56-M8Sx3	500	M8X1.25	1/2	3/4	3	3-3/4	3	3/16
IL56-M10Gx3	IL56-M10Sx3	1000	M10X1.50	1/2	3/4	3	3-3/4	3	3/16
IL56-M12Gx3	IL56-M12Sx3	2000	M12X1.75	1/2	3/4	3	3-3/4	3	3/16
IL56-M16Gx3	IL56-M16Sx3	3000	M16X2.00	5/8	3/4	3	3-3/4	3	3/16
IL56-M20Gx3	IL56-M20Sx3	3000	M20X2.50	3/4	3/4	3	3-3/4	3	3/16
IL56-M24Gx3	IL56-M24Sx3	3000	M24X3.00	1	1	3	4	3	1/2
IL58-M6Gx3	IL58-M6Sx3	100	M6X1	1/2	3/4	4	3-3/4	3	3/16
IL58-M8Gx3	IL58-M8Sx3	500	M8X1.25	1/2	3/4	4	3-3/4	3	3/16
IL58-M10Gx3	IL58-M10Sx3	1000	M10X1.50	1/2	3/4	4	3-3/4	3	3/16
IL58-M12Gx3	IL58-M12Sx3	2000	M12X1.75	1/2	3/4	4	3-3/4	3	3/16
IL58-M16Gx3	IL58-M16Sx3	3000	M16X2.00	5/8	3/4	4	3-3/4	3	3/16
IL58-M20Gx3	IL58-M20Sx3	3000	M20X2.50	3/4	3/4	4	3-3/4	3	3/16
IL58-M24Gx3	IL58-M24Sx3	3000	M24X3.00	1	1	4	4	3	1/2

To order optional top broached hex, "allen drive," add "BR".

Top Hex (Allen-drive) Thread & Hex Size							
Thread	M6X1	M8X1.25	M10X1.50	M12X1.75	M16X2.00	M20X2.50	M24X3.00
Hex Size	3mm	4mm	5mm	6mm	8mm	10mm	12mm





**LOW-PROFILE METRIC POLY SWIVEL STUD LEVELERS**

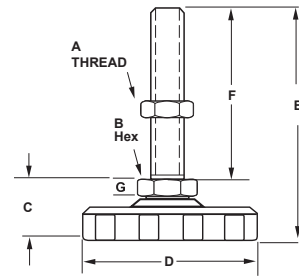
The IEC Poly Base Steel and Stainless Steel Swivel Stud Leveler is ideal for medium-duty load requirements. Nylon bases from 1" to 4" with 15 degree swivel from centerline. Steel Stud has trivalent zinc, yellow chromate finish.

**Features**

- Corrosion resistant
- 15 degree swivel
- 5 base diameters
- Glass-filled nylon
- Loads to 3,000 lbs.
- Supplied with jam nut
- RoHS compliant
- Optional Top-A-Just™ shown to right (add "-BR" to P/N)

**Applications**

- Electronic equipment
- Enclosures
- Conveyors
- Machinery
- Work tables
- Display racks



LOW PROFILE METRIC POLY SWIVEL — 4" STUD LENGTHS

Steel	Stainless	Load	A	B	C	D	E	F	G
IL50-M8Gx4	IL50-M8Sx4	500	M8X1.25	1/2	3/4	1	4-3/4	4	3/16
IL50-M10Gx4	IL50-M10Sx4	1000	M10X1.50	1/2	3/4	1	4-3/4	4	3/16
IL50-M12Gx4	IL50-M12Sx4	2000	M12X1.75	1/2	3/4	1	4-3/4	4	3/16
IL50-M16Gx4	IL50-M16Sx4	3000	M16X2.00	5/8	3/4	1	4-3/4	4	3/16
IL50-M20Gx4	IL50-M20Sx4	3000	M20X2.50	3/4	3/4	1	4-3/4	4	3/16
IL50-M24Gx4	IL50-M24Sx4	3000	M24X3.00	1	1	1	5	4	1/2
IL52-M8Gx4	IL52-M8Sx4	500	M8X1.25	1/2	3/4	1-1/2	4-3/4	4	3/16
IL52-M10Gx4	IL52-M10Sx4	1000	M10X1.50	1/2	3/4	1-1/2	4-3/4	4	3/16
IL52-M12Gx4	IL52-M12Sx4	2000	M12X1.75	1/2	3/4	1-1/2	4-3/4	4	3/16
IL52-M16Gx4	IL52-M16Sx4	3000	M16X2.00	5/8	3/4	1-1/2	4-3/4	4	3/16
IL52-M20Gx4	IL52-M20Sx4	3000	M20X2.50	3/4	3/4	1-1/2	4-3/4	4	3/16
IL52-M24Gx4	IL52-M24Sx4	3000	M24X3.00	1	1	1-1/2	5	4	1/2
IL54-M8Gx4	IL54-M8Sx4	500	M8X1.25	1/2	3/4	2	4-3/4	4	3/16
IL54-M10Gx4	IL54-M10Sx4	1000	M10X1.50	1/2	3/4	2	4-3/4	4	3/16
IL54-M12Gx4	IL54-M12Sx4	2000	M12X1.75	1/2	3/4	2	4-3/4	4	3/16
IL54-M16Gx4	IL54-M16Sx4	3000	M16X2.00	5/8	3/4	2	4-3/4	4	3/16
IL54-M20Gx4	IL54-M20Sx4	3000	M20X2.50	3/4	3/4	2	4-3/4	4	3/16
IL54-M24Gx4	IL54-M24Sx4	3000	M24X3.00	1	1	2	5	4	1/2
IL56-M8Gx4	IL56-M8Sx4	500	M8X1.25	1/2	3/4	3	4-3/4	4	3/16
IL56-M10Gx4	IL56-M10Sx4	1000	M10X1.50	1/2	3/4	3	4-3/4	4	3/16
IL56-M12Gx4	IL56-M12Sx4	2000	M12X1.75	1/2	3/4	3	4-3/4	4	3/16
IL56-M16Gx4	IL56-M16Sx4	3000	M16X2.00	5/8	3/4	3	4-3/4	4	3/16
IL56-M20Gx4	IL56-M20Sx4	3000	M20X2.50	3/4	3/4	3	4-3/4	4	3/16
IL56-M24Gx4	IL56-M24Sx4	3000	M24X3.00	1	1	3	5	4	1/2
IL58-M8Gx4	IL58-M8Sx4	500	M8X1.25	1/2	3/4	4	4-3/4	4	3/16
IL58-M10Gx4	IL58-M10Sx4	1000	M10X1.50	1/2	3/4	4	4-3/4	4	3/16
IL58-M12Gx4	IL58-M12Sx4	2000	M12X1.75	1/2	3/4	4	4-3/4	4	3/16
IL58-M16Gx4	IL58-M16Sx4	3000	M16X2.00	5/8	3/4	4	4-3/4	4	3/16
IL58-M20Gx4	IL58-M20Sx4	3000	M20X2.50	3/4	3/4	4	4-3/4	4	3/16
IL58-M24Gx4	IL58-M24Sx4	3000	M24X3.00	1	1	4	5	4	1/2

To order optional top broached hex, "allen drive," add "-BR".

Top Hex (Allen-drive) Thread & Hex Size							
Thread	M6X1	M8X1.25	M10X1.50	M12X1.75	M16X2.00	M20X2.50	M24X3.00
Hex Size	3mm	4mm	5mm	6mm	8mm	10mm	12mm



**LOW-PROFILE METRIC POLY SWIVEL STUD LEVELERS**

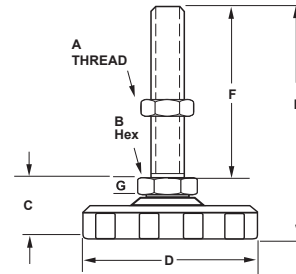
The IEC Poly Base Steel and Stainless Steel Swivel Stud Leveler is ideal for medium-duty load requirements. Nylon bases from 1" to 4" with 15 degree swivel from centerline. Steel Stud has trivalent zinc, yellow chromate finish.

**Features**

- Corrosion resistant
- 15 degree swivel
- 5 base diameters
- Glass-filled nylon
- Loads to 3,000 lbs.
- Supplied with jam nut
- RoHS compliant
- Optional Top-A-Just™ shown to right (add "-BR" to P/N)

**Applications**

- Electronic equipment
- Enclosures
- Conveyors
- Machinery
- Work tables
- Display racks



LOW PROFILE METRIC POLY SWIVEL — 5" STUD LENGTHS

Steel	Stainless	Load	A	B	C	D	E	F	G
IL50-M10Gx5	IL50-M10Sx5	1000	M10X1.50	1/2	3/4	1	5-3/4	5	3/16
IL50-M12Gx5	IL50-M12Sx5	2000	M12X1.75	1/2	3/4	1	5-3/4	5	3/16
IL50-M16Gx5	IL50-M16Sx5	3000	M16X2.00	5/8	3/4	1	5-3/4	5	3/16
IL50-M20Gx5	IL50-M20Sx5	3000	M20X2.50	3/4	3/4	1	5-3/4	5	3/16
IL50-M24Gx5	IL50-M24Sx5	3000	M24X3.00	1	1	1	6	5	1/2
IL52-M10Gx5	IL52-M10Sx5	1000	M10X1.50	1/2	3/4	1-1/2	5-3/4	5	3/16
IL52-M12Gx5	IL52-M12Sx5	2000	M12X1.75	1/2	3/4	1-1/2	5-3/4	5	3/16
IL52-M16Gx5	IL52-M16Sx5	3000	M16X2.00	5/8	3/4	1-1/2	5-3/4	5	3/16
IL52-M20Gx5	IL52-M20Sx5	3000	M20X2.50	3/4	3/4	1-1/2	5-3/4	5	3/16
IL52-M24Gx5	IL52-M24Sx5	3000	M24X3.00	1	1	1-1/2	6	5	1/2
IL54-M10Gx5	IL54-M10Sx5	1000	M10X1.50	1/2	3/4	2	5-3/4	5	3/16
IL54-M12Gx5	IL54-M12Sx5	2000	M12X1.75	1/2	3/4	2	5-3/4	5	3/16
IL54-M16Gx5	IL54-M16Sx5	3000	M16X2.00	5/8	3/4	2	5-3/4	5	3/16
IL54-M20Gx5	IL54-M20Sx5	3000	M20X2.50	3/4	3/4	2	5-3/4	5	3/16
IL54-M24Gx5	IL54-M24Sx5	3000	M24X3.00	1	1	2	6	5	1/2
IL56-M10Gx5	IL56-M10Sx5	1000	M10X1.50	1/2	3/4	3	5-3/4	5	3/16
IL56-M12Gx5	IL56-M12Sx5	2000	M12X1.75	1/2	3/4	3	5-3/4	5	3/16
IL56-M16Gx5	IL56-M16Sx5	3000	M16X2.00	5/8	3/4	3	5-3/4	5	3/16
IL56-M20Gx5	IL56-M20Sx5	3000	M20X2.50	3/4	3/4	3	5-3/4	5	3/16
IL56-M24Gx5	IL56-M24Sx5	3000	M24X3.00	1	1	3	6	5	1/2
IL58-M10Gx5	IL58-M10Sx5	1000	M10X1.50	1/2	3/4	4	5-3/4	5	3/16
IL58-M12Gx5	IL58-M12Sx5	2000	M12X1.75	1/2	3/4	4	5-3/4	5	3/16
IL58-M16Gx5	IL58-M16Sx5	3000	M16X2.00	5/8	3/4	4	5-3/4	5	3/16
IL58-M20Gx5	IL58-M20Sx5	3000	M20X2.50	3/4	3/4	4	5-3/4	5	3/16
IL58-M24Gx5	IL58-M24Sx5	3000	M24X3.00	1	1	4	6	5	1/2

To order optional top broached hex, "allen drive," add "-BR".

Top Hex (Allen-drive) Thread & Hex Size							
Thread	M6X1	M8X1.25	M10X1.50	M12X1.75	M16X2.00	M20X2.50	M24X3.00
Hex Size	3mm	4mm	5mm	6mm	8mm	10mm	12mm



**LOW-PROFILE METRIC POLY SWIVEL STUD LEVELERS**


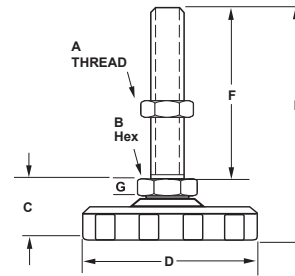
The IEC Poly Base Steel and Stainless Steel Swivel Stud Leveler is ideal for medium-duty load requirements. Nylon bases from 1" to 4" with 15 degree swivel from centerline. Steel Stud has trivalent zinc, yellow chromate finish.

**Features**

- Corrosion resistant
- 15 degree swivel
- 5 base diameters
- Glass-filled nylon
- Loads to 3,000 lbs.
- Supplied with jam nut
- RoHS compliant
- Optional Top-A-Just™ shown to right (add "-BR" to P/N)

**Applications**

- Electronic equipment
- Enclosures
- Conveyors
- Machinery
- Work tables
- Display racks



LOW PROFILE METRIC POLY SWIVEL — 6" STUD LENGTHS

Steel	Stainless	Load	A	B	C	D	E	F	G
IL50-M10Gx6	IL50-M10Sx6	1000	M10X1.50	1/2	3/4	1	6-3/4	6	3/16
IL50-M12Gx6	IL50-M12Sx6	2000	M12X1.75	1/2	3/4	1	6-3/4	6	3/16
IL50-M16Gx6	IL50-M16Sx6	3000	M16X2.00	5/8	3/4	1	6-3/4	6	3/16
IL50-M20Gx6	IL50-M20Sx6	3000	M20X2.50	3/4	3/4	1	6-3/4	6	3/16
IL50-M24Gx6	IL50-M24Sx6	3000	M24X3.00	1	1	1	7	6	1/2
IL52-M10Gx6	IL52-M10Sx6	1000	M10X1.50	1/2	3/4	1-1/2	6-3/4	6	3/16
IL52-M12Gx6	IL52-M12Sx6	2000	M12X1.75	1/2	3/4	1-1/2	6-3/4	6	3/16
IL52-M16Gx6	IL52-M16Sx6	3000	M16X2.00	5/8	3/4	1-1/2	6-3/4	6	3/16
IL52-M20Gx6	IL52-M20Sx6	3000	M20X2.50	3/4	3/4	1-1/2	6-3/4	6	3/16
IL52-M24Gx6	IL52-M24Sx6	3000	M24X3.00	1	1	1-1/2	7	6	1/2
IL54-M10Gx6	IL54-M10Sx6	1000	M10X1.50	1/2	3/4	2	6-3/4	6	3/16
IL54-M12Gx6	IL54-M12Sx6	2000	M12X1.75	1/2	3/4	2	6-3/4	6	3/16
IL54-M16Gx6	IL54-M16Sx6	3000	M16X2.00	5/8	3/4	2	6-3/4	6	3/16
IL54-M20Gx6	IL54-M20Sx6	3000	M20X2.50	3/4	3/4	2	6-3/4	6	3/16
IL54-M24Gx6	IL54-M24Sx6	3000	M24X3.00	1	1	2	7	6	1/2
IL56-M10Gx6	IL56-M10Sx6	1000	M10X1.50	1/2	3/4	3	6-3/4	6	3/16
IL56-M12Gx6	IL56-M12Sx6	2000	M12X1.75	1/2	3/4	3	6-3/4	6	3/16
IL56-M16Gx6	IL56-M16Sx6	3000	M16X2.00	5/8	3/4	3	6-3/4	6	3/16
IL56-M20Gx6	IL56-M20Sx6	3000	M20X2.50	3/4	3/4	3	6-3/4	6	3/16
IL56-M24Gx6	IL56-M24Sx6	3000	M24X3.00	1	1	3	7	6	1/2
IL58-M10Gx6	IL58-M10Sx6	1000	M10X1.50	1/2	3/4	4	6-3/4	6	3/16
IL58-M12Gx6	IL58-M12Sx6	2000	M12X1.75	1/2	3/4	4	6-3/4	6	3/16
IL58-M16Gx6	IL58-M16Sx6	3000	M16X2.00	5/8	3/4	4	6-3/4	6	3/16
IL58-M20Gx6	IL58-M20Sx6	3000	M20X2.50	3/4	3/4	4	6-3/4	6	3/16
IL58-M24Gx6	IL58-M24Sx6	3000	M24X3.00	1	1	4	7	6	1/2

To order optional top broached hex, "allen drive," add "-BR".

Top Hex (Allen-drive) Thread & Hex Size							
Thread	M6X1	M8X1.25	M10X1.50	M12X1.75	M16X2.00	M20X2.50	M24X3.00
Hex Size	3mm	4mm	5mm	6mm	8mm	10mm	12mm



**LOW-PROFILE METRIC POLY SWIVEL STUD LEVELERS**

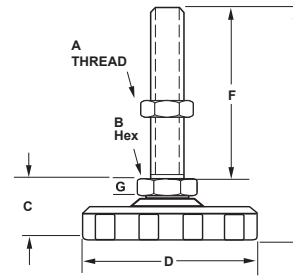
The IEC Poly Base Steel and Stainless Steel Swivel Stud Leveler is ideal for medium-duty load requirements. Nylon bases from 1" to 4" with 15 degree swivel from centerline. Steel Stud has trivalent zinc, yellow chromate finish.

**Features**

- Corrosion resistant
- 15 degree swivel
- 5 base diameters
- Glass-filled nylon
- Loads to 3,000 lbs.
- Supplied with jam nut
- RoHS compliant
- Optional Top-A-Just™ shown to right (add "-BR" to P/N)

**Applications**

- Electronic equipment
- Enclosures
- Conveyors
- Machinery
- Work tables
- Display racks



LOW PROFILE METRIC POLY SWIVEL — 8" STUD LENGTHS

Steel	Stainless	Load	A	B	C	D	E	F	G
IL50-M12Gx8	IL50-M12Sx8	2000	M12X1.75	1/2	3/4	1	8-3/4	8	3/16
IL50-M16Gx8	IL50-M16Sx8	3000	M16X2.00	5/8	3/4	1	8-3/4	8	3/16
IL50-M20Gx8	IL50-M20Sx8	3000	M20X2.50	3/4	3/4	1	8-3/4	8	3/16
IL50-M24Gx8	IL50-M24Sx8	3000	M24X3.00	1	1	1	9	8	1/2
IL52-M12Gx8	IL52-M12Sx8	2000	M12X1.75	1/2	3/4	1-1/2	8-3/4	8	3/16
IL52-M16Gx8	IL52-M16Sx8	3000	M16X2.00	5/8	3/4	1-1/2	8-3/4	8	3/16
IL52-M20Gx8	IL52-M20Sx8	3000	M20X2.50	3/4	3/4	1-1/2	8-3/4	8	3/16
IL52-M24Gx8	IL52-M24Sx8	3000	M24X3.00	1	1	1-1/2	9	8	1/2
IL54-M12Gx8	IL54-M12Sx8	2000	M12X1.75	1/2	3/4	2	8-3/4	8	3/16
IL54-M16Gx8	IL54-M16Sx8	3000	M16X2.00	5/8	3/4	2	8-3/4	8	3/16
IL54-M20Gx8	IL54-M20Sx8	3000	M20X2.50	3/4	3/4	2	8-3/4	8	3/16
IL54-M24Gx8	IL54-M24Sx8	3000	M24X3.00	1	1	2	9	8	1/2
IL56-M12Gx8	IL56-M12Sx8	2000	M12X1.75	1/2	3/4	3	8-3/4	8	3/16
IL56-M16Gx8	IL56-M16Sx8	3000	M16X2.00	5/8	3/4	3	8-3/4	8	3/16
IL56-M20Gx8	IL56-M20Sx8	3000	M20X2.50	3/4	3/4	3	8-3/4	8	3/16
IL56-M24Gx8	IL56-M24Sx8	3000	M24X3.00	1	1	3	9	8	1/2
IL58-M12Gx8	IL58-M12Sx8	2000	M12X1.75	1/2	3/4	4	8-3/4	8	3/16
IL58-M16Gx8	IL58-M16Sx8	3000	M16X2.00	5/8	3/4	4	8-3/4	8	3/16
IL58-M20Gx8	IL58-M20Sx8	3000	M20X2.50	3/4	3/4	4	8-3/4	8	3/16
IL58-M24Gx8	IL58-M24Sx8	3000	M24X3.00	1	1	4	9	8	1/2

To order optional top broached hex, "allen drive," add "-BR".

Top Hex (Allen-drive) Thread & Hex Size							
Thread	M6X1	M8X1.25	M10X1.50	M12X1.75	M16X2.00	M20X2.50	M24X3.00
Hex Size	3mm	4mm	5mm	6mm	8mm	10mm	12mm