



**INTERNATIONAL EQUIPMENT COMPONENTS, INC.**

Phone: 562.597.4533 eMail: sales@iec-corp.com

Web: www.iec-corp.com | www.levelingmounts.com

**MEDIUM-DUTY LEVELERS**  
**SAUCER BASE® SWIVEL STUD**  
 1" to 2" STUD LENGTHS

**Medium Duty Low-Profile, SAUCER BASE® Swivel Stud Levelers**

The IEC Saucer Base® Medium Duty Levelers have a curved bottom edge design for improved sliding capability and are ideal for medium duty, high volume applications. These levelers use advanced 3D engineering design with composite materials and incorporate many features requested by commercial and retail customers. They are available with an optional Top-A-Just™ internal top allen-drive broached hex (add -BR to P/N). Eight (8) nylon base sizes to choose from: 3/4" to 4", 1/2" thick with 15 degree swivel from centerline. Steel stud and jam nut with gold trivalent zinc plating.

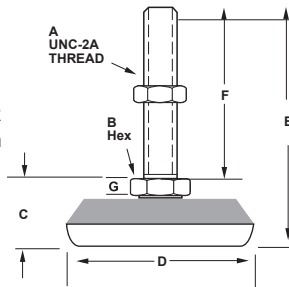
More thread sizes and lengths (including top external hex and slot, and black finish) available for this base style in our Ruggedized Light Duty Glide catalog.

**Features**

- Gold trivalent zinc
- Top hex drive (add -BR to P/N)
- Loads to 3000 lbs
- Corrosion resistant
- 15 degree swivel
- 8 base diameters
- Glass-filled nylon
- RoHS compliant
- Curved bottom edge for improved sliding
- Black base standard, to order wood brown, add -BN to p/n.  
To order metallic gray, add -GY to p/n.

**Applications**

- Appliances
- Racks
- Vending Machines
- Stages
- Decks
- Electronic equipment
- Enclosures
- Conveyors
- Machinery
- Work tables



OPTIONAL BASE COLORS	OTHER FINISHES	TOP ALLEN-DRIVE BROACHED HEX (-BR)
	Standard finish is gold trivalent zinc. (shown to right) For black finish, see IEC's Ruggedized Light Duty Glide catalog.	 Top allen-drive broached hex (-BR) Dimension table at bottom of page.

SAUCER BASE SWIVEL — 1" to 2" STUD LENGTHS (3/4" to 1-1/2" BASE DIAMETERS)

Steel	Stainless	Load	A	B	C	D	E	F	G
IL130-4Gx1	IL130-4Sx1	100	1/4-20	1/2	3/4	3/4	1-3/4	1	3/16
IL130-4Gx15	IL130-4Sx15	100	1/4-20	1/2	3/4	3/4	2-1/4	1-1/2	3/16
IL130-4G	IL130-4S	100	1/4-20	1/2	3/4	3/4	2-3/4	2	3/16
IL130-5Gx1	IL130-5Sx1	500	5/16-18	1/2	3/4	3/4	1-3/4	1	3/16
IL130-5G	IL130-5S	500	5/16-18	1/2	3/4	3/4	2-3/4	2	3/16
IL130-6G	IL130-6S	1000	3/8-16	1/2	3/4	3/4	2-3/4	2	3/16
IL130-7G	IL130-7S	2000	1/2-13	1/2	3/4	3/4	2-3/4	2	3/16
IL130-8G	IL130-8S	3000	5/8-11	5/8	3/4	3/4	2-3/4	2	3/16
IL130-9G	IL130-9S	3000	3/4-10	3/4	3/4	3/4	2-3/4	2	3/16
IL130-10G	IL130-10S	3000	1-8	1	1	3/4	3	2	1/2
IL130-12G	IL130-12S	3000	1 1/4-7	1 1/4	1	3/4	3	2	1/2
IL131-4Gx1	IL131-4Sx1	100	1/4-20	1/2	3/4	1	1-3/4	1	3/16
IL131-4Gx15	IL131-4Sx15	100	1/4-20	1/2	3/4	1	2-1/4	1-1/2	3/16
IL131-4G	IL131-4S	100	1/4-20	1/2	3/4	1	2-3/4	2	3/16
IL131-5Gx1	IL131-5Sx1	500	5/16-18	1/2	3/4	1	1-3/4	1	3/16
IL131-5G	IL131-5S	500	5/16-18	1/2	3/4	1	2-3/4	2	3/16
IL131-6G	IL131-6S	1000	3/8-16	1/2	3/4	1	2-3/4	2	3/16
IL131-7G	IL131-7S	2000	1/2-13	1/2	3/4	1	2-3/4	2	3/16
IL131-8G	IL131-8S	3000	5/8-11	5/8	3/4	1	2-3/4	2	3/16
IL131-9G	IL131-9S	3000	3/4-10	3/4	3/4	1	2-3/4	2	3/16
IL131-10G	IL131-10S	3000	1-8	1	1	1	3	2	1/2
IL131-12G	IL131-12S	3000	1 1/4-7	1 1/4	1	1	3	2	1/2
IL132-4Gx1	IL132-4Sx1	100	1/4-20	1/2	3/4	1-1/4	1-3/4	1	3/16
IL132-4Gx15	IL132-4Sx15	100	1/4-20	1/2	3/4	1-1/4	2-1/4	1-1/2	3/16
IL132-4G	IL132-4S	100	1/4-20	1/2	3/4	1-1/4	2-3/4	2	3/16
IL132-5Gx1	IL132-5Sx1	500	5/16-18	1/2	3/4	1-1/4	1-3/4	1	3/16
IL132-5G	IL132-5S	500	5/16-18	1/2	3/4	1-1/4	2-3/4	2	3/16
IL132-6G	IL132-6S	1000	3/8-16	1/2	3/4	1-1/4	2-3/4	2	3/16
IL132-7G	IL132-7S	2000	1/2-13	1/2	3/4	1-1/4	2-3/4	2	3/16
IL132-8G	IL132-8S	3000	5/8-11	5/8	3/4	1-1/4	2-3/4	2	3/16
IL132-9G	IL132-9S	3000	3/4-10	3/4	3/4	1-1/4	2-3/4	2	3/16
IL132-10G	IL132-10S	3000	1-8	1	1	1-1/4	3	2	1/2
IL132-12G	IL132-12S	3000	1 1/4-7	1 1/4	1	1-1/4	3	2	1/2
IL133-4Gx1	IL133-4Sx1	100	1/4-20	1/2	3/4	1-1/2	1-3/4	1	3/16
IL133-4Gx15	IL133-4Sx15	100	1/4-20	1/2	3/4	1-1/2	2-1/4	1-1/2	3/16
IL133-4G	IL133-4S	100	1/4-20	1/2	3/4	1-1/2	2-3/4	2	3/16
IL133-5Gx1	IL133-5Sx1	500	5/16-18	1/2	3/4	1-1/2	1-3/4	1	3/16
IL133-5G	IL133-5S	500	5/16-18	1/2	3/4	1-1/2	2-3/4	2	3/16
IL133-6G	IL133-6S	1000	3/8-16	1/2	3/4	1-1/2	2-3/4	2	3/16
IL133-7G	IL133-7S	2000	1/2-13	1/2	3/4	1-1/2	2-3/4	2	3/16
IL133-8G	IL133-8S	3000	5/8-11	5/8	3/4	1-1/2	2-3/4	2	3/16
IL133-9G	IL133-9S	3000	3/4-10	3/4	3/4	1-1/2	2-3/4	2	3/16
IL133-10G	IL133-10S	3000	1-8	1	1	1-1/2	3	2	1/2
IL133-12G	IL133-12S	3000	1 1/4-7	1 1/4	1	1-1/2	3	2	1/2

Top broached hex, "allen drive," (-BR) Thread & Hex Size table below:

Top Hex (Allen-drive) Thread & Hex Size								
Thread	1/4-20	5/16-18	3/8-16	1/2-13	5/8-11	3/4-10	1-8	1-1/4-7
Hex Size	1/8	5/32	3/16	1/4	5/16	3/8	9/16	5/8



**INTERNATIONAL EQUIPMENT COMPONENTS, INC.**

Phone: 562.597.4533 eMail: sales@iec-corp.com

Web: www.iec-corp.com | www.levelingmounts.com

**MEDIUM-DUTY LEVELERS**  
**SAUCER BASE® SWIVEL STUD**  
 1" to 2" STUD LENGTHS

PATENT PENDING

**Medium Duty Low-Profile, SAUCER BASE® Swivel Stud Levelers**

The IEC Saucer Base® Medium Duty Levelers have a curved bottom edge design for improved sliding capability and are ideal for medium duty, high volume applications. These levelers use advanced 3D engineering design with composite materials and incorporate many features requested by commercial and retail customers. They are available with an optional Top-A-Just™ internal top allen-drive broached hex (add -BR to P/N). Eight (8) nylon base sizes to choose from: 3/4" to 4", 1/2" thick with 15 degree swivel from centerline. Steel stud and jam nut with gold trivalent zinc plating.

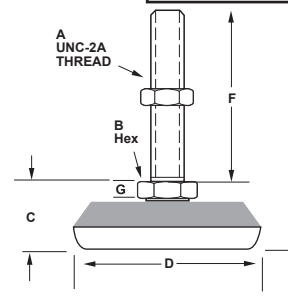
More thread sizes and lengths (including top external hex and slot, and black finish) available for this base style in our Ruggedized Light Duty Glide catalog.

**Features**

- Gold trivalent zinc
- Top hex drive (add -BR to P/N)
- Loads to 3000 lbs
- Corrosion resistant
- 15 degree swivel
- 8 base diameters
- Glass-filled nylon
- RoHS compliant
- Curved bottom edge for improved sliding
- Black base standard, to order wood brown, add -BN to p/n. To order metallic gray, add -GY to p/n.

**Applications**

- Appliances
- Racks
- Vending Machines
- Stages
- Decks
- Electronic equipment
- Enclosures
- Conveyors
- Machinery
- Work tables



OPTIONAL BASE COLORS	OTHER FINISHES	TOP ALLEN-DRIVE BROACHED HEX (-BR)
	Standard finish is gold trivalent zinc. (shown to right) For black finish, see IEC's Ruggedized Light Duty Glide catalog.	 Top allen-drive broached hex (-BR) Dimension table at bottom of page.

SAUCER BASE SWIVEL — 1" to 2" STUD LENGTHS (1-3/4" to 4" BASE DIAMETERS)

Steel	Stainless	Load	A	B	C	D	E	F	G
IL134-4Gx1	IL134-4Sx1	100	1/4-20	1/2	3/4	1-3/4	1-3/4	1	3/16
IL134-4Gx15	IL134-4Sx15	100	1/4-20	1/2	3/4	1-3/4	2-1/4	1-1/2	3/16
IL134-4G	IL134-4S	100	1/4-20	1/2	3/4	1-3/4	2-3/4	2	3/16
IL134-5Gx1	IL134-5Sx1	500	5/16-18	1/2	3/4	1-3/4	1-3/4	1	3/16
IL134-5G	IL134-5S	500	5/16-18	1/2	3/4	1-3/4	2-3/4	2	3/16
IL134-6G	IL134-6S	1000	3/8-16	1/2	3/4	1-3/4	2-3/4	2	3/16
IL134-7G	IL134-7S	2000	1/2-13	1/2	3/4	1-3/4	2-3/4	2	3/16
IL134-8G	IL134-8S	3000	5/8-11	5/8	3/4	1-3/4	2-3/4	2	3/16
IL134-9G	IL134-9S	3000	3/4-10	3/4	3/4	1-3/4	2-3/4	2	3/16
IL134-10G	IL134-10S	3000	1-8	1	1	1-3/4	3	2	1/2
IL134-12G	IL134-12S	3000	1 1/4-7	1 1/4	1	1-3/4	3	2	1/2
IL135-4Gx1	IL135-4Sx1	100	1/4-20	1/2	3/4	2	1-3/4	1	3/16
IL135-4Gx15	IL135-4Sx15	100	1/4-20	1/2	3/4	2	2-1/4	1-1/2	3/16
IL135-4G	IL135-4S	100	1/4-20	1/2	3/4	2	2-3/4	2	3/16
IL135-5Gx1	IL135-5Sx1	500	5/16-18	1/2	3/4	2	1-3/4	1	3/16
IL135-5G	IL135-5S	500	5/16-18	1/2	3/4	2	2-3/4	2	3/16
IL135-6G	IL135-6S	1000	3/8-16	1/2	3/4	2	2-3/4	2	3/16
IL135-7G	IL135-7S	2000	1/2-13	1/2	3/4	2	2-3/4	2	3/16
IL135-8G	IL135-8S	3000	5/8-11	5/8	3/4	2	2-3/4	2	3/16
IL135-9G	IL135-9S	3000	3/4-10	3/4	3/4	2	2-3/4	2	3/16
IL135-10G	IL135-10S	3000	1-8	1	1	2	3	2	1/2
IL135-12G	IL135-12S	3000	1 1/4-7	1 1/4	1	2	3	2	1/2
IL136-4Gx1	IL136-4Sx1	100	1/4-20	1/2	3/4	3	1-3/4	1	3/16
IL136-4Gx15	IL136-4Sx15	100	1/4-20	1/2	3/4	3	2-1/4	1-1/2	3/16
IL136-4G	IL136-4S	100	1/4-20	1/2	3/4	3	2-3/4	2	3/16
IL136-5Gx1	IL136-5Sx1	500	5/16-18	1/2	3/4	3	1-3/4	1	3/16
IL136-5G	IL136-5S	500	5/16-18	1/2	3/4	3	2-3/4	2	3/16
IL136-6G	IL136-6S	1000	3/8-16	1/2	3/4	3	2-3/4	2	3/16
IL136-7G	IL136-7S	2000	1/2-13	1/2	3/4	3	2-3/4	2	3/16
IL136-8G	IL136-8S	3000	5/8-11	5/8	3/4	3	2-3/4	2	3/16
IL136-9G	IL136-9S	3000	3/4-10	3/4	3/4	3	2-3/4	2	3/16
IL136-10G	IL136-10S	3000	1-8	1	1	3	3	2	1/2
IL136-12G	IL136-12S	3000	1 1/4-7	1 1/4	1	3	3	2	1/2
IL137-4Gx1	IL137-4Sx1	100	1/4-20	1/2	3/4	4	1-3/4	1	3/16
IL137-4Gx15	IL137-4Sx15	100	1/4-20	1/2	3/4	4	2-1/4	1-1/2	3/16
IL137-4G	IL137-4S	100	1/4-20	1/2	3/4	4	2-3/4	2	3/16
IL137-5Gx1	IL137-5Sx1	500	5/16-18	1/2	3/4	4	1-3/4	1	3/16
L137-5G	IL137-5S	500	5/16-18	1/2	3/4	4	2-3/4	2	3/16
IL137-6G	IL137-6S	1000	3/8-16	1/2	3/4	4	2-3/4	2	3/16
IL137-7G	IL137-7S	2000	1/2-13	1/2	3/4	4	2-3/4	2	3/16
IL137-8G	IL137-8S	3000	5/8-11	5/8	3/4	4	2-3/4	2	3/16
IL137-9G	IL137-9S	3000	3/4-10	3/4	3/4	4	2-3/4	2	3/16
IL137-10G	IL137-10S	3000	1-8	1	1	4	3	2	1/2
IL137-12G	IL137-12S	3000	1 1/4-7	1-1/4	1	4	3	2	1/2

Top broached hex, "allen drive," (-BR) Thread & Hex Size table below:

Top Hex (Allen-drive) Thread & Hex Size								
Thread	1/4-20	5/16-18	3/8-16	1/2-13	5/8-11	3/4-10	1-8	1-1/4-7
Hex Size	1/8	5/32	3/16	1/4	5/16	3/8	9/16	5/8



**INTERNATIONAL EQUIPMENT COMPONENTS, INC.**

Phone: 562.597.4533 eMail: sales@iec-corp.com

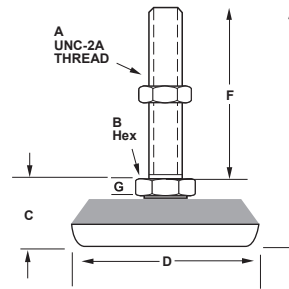
Web: www.iec-corp.com | www.levelingmounts.com

**MEDIUM-DUTY LEVELERS**

**SAUCER BASE® SWIVEL STUD**

3" STUD LENGTHS

PATENT PENDING



**Medium Duty Low-Profile, SAUCER BASE® Swivel Stud Levelers**

The IEC Saucer Base® Medium Duty Levelers have a curved bottom edge design for improved sliding capability and are ideal for medium duty, high volume applications. These levelers use advanced 3D engineering design with composite materials and incorporate many features requested by commercial and retail customers. They are available with an optional Top-A-Just,™ internal top allen-drive broached hex (add -BR to P/N). Eight (8) nylon base sizes to choose from: 3/4" to 4", 1/2" thick with 15 degree swivel from centerline. Steel stud and jam nut with gold trivalent zinc plating.

More thread sizes and lengths (including top external hex and slot, and black finish) available for this base style in our Ruggedized Light Duty Glide catalog.

**Features**

- Gold trivalent zinc
- Top hex drive (add -BR to P/N)
- Loads to 3000 lbs
- Corrosion resistant
- 15 degree swivel
- 8 base diameters
- Glass-filled nylon
- RoHS compliant
- Curved bottom edge for improved sliding
- Black base standard, to order wood brown, add -BN to p/n. To order metallic gray, add -GY to p/n.

**Applications**

- Appliances
- Racks
- Vending Machines
- Stages
- Decks
- Electronic equipment
- Enclosures
- Conveyors
- Machinery
- Work tables

OPTIONAL BASE COLORS	OTHER FINISHES	TOP ALLEN-DRIVE BROACHED HEX (-BR)
	Standard finish is gold trivalent zinc. (shown to right) For black finish, see IEC's Ruggedized Light Duty Glide catalog.	 Top allen-drive broached hex (-BR) Dimension table at bottom of page.

SAUCER BASE SWIVEL — 3" STUD LENGTHS (3/4" to 1-1/2" BASE DIAMETERS)

Steel	Stainless	Load	A	B	C	D	E	F	G
IL130-4Gx3	IL130-4Sx3	100	1/4-20	1/2	3/4	3/4	3-3/4	3	3/16
IL130-5Gx3	IL130-5Sx3	500	5/16-18	1/2	3/4	3/4	3-3/4	3	3/16
IL130-6Gx3	IL130-6Sx3	1000	3/8-16	1/2	3/4	3/4	3-3/4	3	3/16
IL130-7Gx3	IL130-7Sx3	2000	1/2-13	1/2	3/4	3/4	3-3/4	3	3/16
IL130-8Gx3	IL130-8Sx3	3000	5/8-11	5/8	3/4	3/4	3-3/4	3	3/16
IL130-9Gx3	IL130-9Sx3	3000	3/4-10	3/4	3/4	3/4	3-3/4	3	3/16
IL130-10Gx3	IL130-10Sx3	3000	1-8	1	1	3/4	4	3	1/2
IL130-12Gx3	IL130-12Sx3	3000	1 1/4-7	1 1/4	1	3/4	4	3	1/2
IL131-4Gx3	IL131-4Sx3	100	1/4-20	1/2	3/4	1	3-3/4	3	3/16
IL131-5Gx3	IL131-5Sx3	500	5/16-18	1/2	3/4	1	3-3/4	3	3/16
IL131-6Gx3	IL131-6Sx3	1000	3/8-16	1/2	3/4	1	3-3/4	3	3/16
IL131-7Gx3	IL131-7Sx3	2000	1/2-13	1/2	3/4	1	3-3/4	3	3/16
IL131-8Gx3	IL131-8Sx3	3000	5/8-11	5/8	3/4	1	3-3/4	3	3/16
IL131-9Gx3	IL131-9Sx3	3000	3/4-10	3/4	3/4	1	3-3/4	3	3/16
IL131-10Gx3	IL131-10Sx3	3000	1-8	1	1	1	4	3	1/2
IL131-12Gx3	IL131-12Sx3	3000	1 1/4-7	1 1/4	1	1	4	3	1/2
IL132-4Gx3	IL132-4Sx3	100	1/4-20	1/2	3/4	1-1/4	3-3/4	3	3/16
IL132-5Gx3	IL132-5Sx3	500	5/16-18	1/2	3/4	1-1/4	3-3/4	3	3/16
IL132-6Gx3	IL132-6Sx3	1000	3/8-16	1/2	3/4	1-1/4	3-3/4	3	3/16
IL132-7Gx3	IL132-7Sx3	2000	1/2-13	1/2	3/4	1-1/4	3-3/4	3	3/16
IL132-8Gx3	IL132-8Sx3	3000	5/8-11	5/8	3/4	1-1/4	3-3/4	3	3/16
IL132-9Gx3	IL132-9Sx3	3000	3/4-10	3/4	3/4	1-1/4	3-3/4	3	3/16
IL132-10Gx3	IL132-10Sx3	3000	1-8	1	1	1-1/4	4	3	1/2
IL132-12Gx3	IL132-12Sx3	3000	1 1/4-7	1 1/4	1	1-1/4	4	3	1/2
IL133-4Gx3	IL133-4Sx3	100	1/4-20	1/2	3/4	1-1/2	3-3/4	3	3/16
IL133-5Gx3	IL133-5Sx3	500	5/16-18	1/2	3/4	1-1/2	3-3/4	3	3/16
IL133-6Gx3	IL133-6Sx3	1000	3/8-16	1/2	3/4	1-1/2	3-3/4	3	3/16
IL133-7Gx3	IL133-7Sx3	2000	1/2-13	1/2	3/4	1-1/2	3-3/4	3	3/16
IL133-8Gx3	IL133-8Sx3	3000	5/8-11	5/8	3/4	1-1/2	3-3/4	3	3/16
IL133-9Gx3	IL133-9Sx3	3000	3/4-10	3/4	3/4	1-1/2	3-3/4	3	3/16
IL133-10Gx3	IL133-10Sx3	3000	1-8	1	1	1-1/2	4	3	1/2
IL133-12Gx3	IL133-12Sx3	3000	1 1/4-7	1-1/4	1	1-1/2	4	3	1/2

Top broached hex, "allen drive," (-BR) Thread & Hex Size table below:

Top Hex (Allen-drive) Thread & Hex Size								
Thread	1/4-20	5/16-18	3/8-16	1/2-13	5/8-11	3/4-10	1-8	1-1/4-7
Hex Size	1/8	5/32	3/16	1/4	5/16	3/8	9/16	5/8



**INTERNATIONAL EQUIPMENT COMPONENTS, INC.**

Phone: 562.597.4533 eMail: sales@iec-corp.com

Web: www.iec-corp.com | www.levelingmounts.com

**MEDIUM-DUTY LEVELERS**  
**SAUCER BASE® SWIVEL STUD**  
**3" STUD LENGTHS**

**Medium Duty Low-Profile, SAUCER BASE® Swivel Stud Levelers**

The IEC Saucer Base® Medium Duty Levelers have a curved bottom edge design for improved sliding capability and are ideal for medium duty, high volume applications. These levelers use advanced 3D engineering design with composite materials and incorporate many features requested by commercial and retail customers. They are available with an optional Top-A-Just,™ internal top allen-drive broached hex (add -BR to P/N). Eight (8) nylon base sizes to choose from: 3/4" to 4", 1/2" thick with 15 degree swivel from centerline. Steel stud and jam nut with gold trivalent zinc plating.

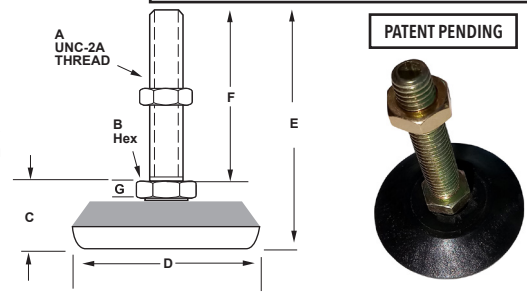
**More thread sizes and lengths (including top external hex and slot, and black finish) available for this base style in our Ruggedized Light Duty Glide catalog.**

**Features**

- Gold trivalent zinc
- Top hex drive (add -BR to P/N)
- Loads to 3000 lbs
- Corrosion resistant
- 15 degree swivel
- 8 base diameters
- Glass-filled nylon
- RoHS compliant
- Curved bottom edge for improved sliding
- Black base standard, to order wood brown, add -BN to p/n.  
To order metallic gray, add -GY to p/n.

**Applications**

- Appliances
- Displays
- Racks
- Vending Machines
- Stages
- Decks
- Electronic equipment
- Enclosures
- Conveyors
- Machinery
- Work tables



OPTIONAL BASE COLORS	OTHER FINISHES	TOP ALLEN-DRIVE BROACHED HEX (-BR)
	Standard finish is gold trivalent zinc. (shown to right) For black finish, see IEC's Ruggedized Light Duty Glide catalog.	 Top allen-drive broached hex (-BR) Dimension table at bottom of page.

**SAUCER BASE SWIVEL — 3" STUD LENGTHS (1-3/4" to 4" BASE DIAMETERS)**

Steel	Stainless	Load	A	B	C	D	E	F	G
IL134-4Gx3	IL134-4Sx3	100	1/4-20	1/2	3/4	1-3/4	3-3/4	3	3/16
IL134-5Gx3	IL134-5Sx3	500	5/16-18	1/2	3/4	1-3/4	3-3/4	3	3/16
IL134-6Gx3	IL134-6Sx3	1000	3/8-16	1/2	3/4	1-3/4	3-3/4	3	3/16
IL134-7Gx3	IL134-7Sx3	2000	1/2-13	1/2	3/4	1-3/4	3-3/4	3	3/16
IL134-8Gx3	IL134-8Sx3	3000	5/8-11	5/8	3/4	1-3/4	3-3/4	3	3/16
IL134-9Gx3	IL134-9Sx3	3000	3/4-10	3/4	3/4	1-3/4	3-3/4	3	3/16
IL134-10Gx3	IL134-10Sx3	3000	1-8	1	1	1-3/4	4	3	1/2
IL134-12Gx3	IL134-12Sx3	3000	1 1/4-7	1 1/4	1	1-3/4	4	3	1/2
IL135-4Gx3	IL135-4Sx3	100	1/4-20	1/2	3/4	2	3-3/4	3	3/16
IL135-5Gx3	IL135-5Sx3	500	5/16-18	1/2	3/4	2	3-3/4	3	3/16
IL135-6Gx3	IL135-6Sx3	1000	3/8-16	1/2	3/4	2	3-3/4	3	3/16
IL135-7Gx3	IL135-7Sx3	2000	1/2-13	1/2	3/4	2	3-3/4	3	3/16
IL135-8Gx3	IL135-8Sx3	3000	5/8-11	5/8	3/4	2	3-3/4	3	3/16
IL135-9Gx3	IL135-9Sx3	3000	3/4-10	3/4	3/4	2	3-3/4	3	3/16
IL135-10Gx3	IL135-10Sx3	3000	1-8	1	1	2	4	3	1/2
IL135-12Gx3	IL135-12Sx3	3000	1 1/4-7	1 1/4	1	2	4	3	1/2
IL136-4Gx3	IL136-4Sx3	100	1/4-20	1/2	3/4	3	3-3/4	3	3/16
IL136-5Gx3	IL136-5Sx3	500	5/16-18	1/2	3/4	3	3-3/4	3	3/16
IL136-6Gx3	IL136-6Sx3	1000	3/8-16	1/2	3/4	3	3-3/4	3	3/16
IL136-7Gx3	IL136-7Sx3	2000	1/2-13	1/2	3/4	3	3-3/4	3	3/16
IL136-8Gx3	IL136-8Sx3	3000	5/8-11	5/8	3/4	3	3-3/4	3	3/16
IL136-9Gx3	IL136-9Sx3	3000	3/4-10	3/4	3/4	3	3-3/4	3	3/16
IL136-10Gx3	IL136-10Sx3	3000	1-8	1	1	3	4	3	1/2
IL136-12Gx3	IL136-12Sx3	3000	1 1/4-7	1 1/4	1	3	4	3	1/2
IL137-4Gx3	IL137-4Sx3	100	1/4-20	1/2	3/4	4	3-3/4	3	3/16
IL137-5Gx3	IL137-5Sx3	500	5/16-18	1/2	3/4	4	3-3/4	3	3/16
IL137-6Gx3	IL137-6Sx3	1000	3/8-16	1/2	3/4	4	3-3/4	3	3/16
IL137-7Gx3	IL137-7Sx3	2000	1/2-13	1/2	3/4	4	3-3/4	3	3/16
IL137-8Gx3	IL137-8Sx3	3000	5/8-11	5/8	3/4	4	3-3/4	3	3/16
IL137-9Gx3	IL137-9Sx3	3000	3/4-10	3/4	3/4	4	3-3/4	3	3/16
IL137-10Gx3	IL137-10Sx3	3000	1-8	1	1	4	4	3	1/2
IL137-12Gx3	IL137-12Sx3	3000	1 1/4-7	1-1/4	1	4	4	3	1/2

**Top broached hex, "allen drive," (-BR) Thread & Hex Size table below:**

Top Hex (Allen-drive) Thread & Hex Size								
Thread	1/4-20	5/16-18	3/8-16	1/2-13	5/8-11	3/4-10	1-8	1-1/4-7
Hex Size	1/8	5/32	3/16	1/4	5/16	3/8	9/16	5/8



**INTERNATIONAL EQUIPMENT COMPONENTS, INC.**

Phone: 562.597.4533 eMail: sales@iec-corp.com

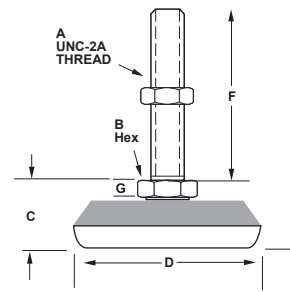
Web: www.iec-corp.com | www.levelingmounts.com

**MEDIUM-DUTY LEVELERS**

**SAUCER BASE® SWIVEL STUD**

4" STUD LENGTHS

PATENT PENDING



**Medium Duty Low-Profile, SAUCER BASE® Swivel Stud Levelers**

The IEC Saucer Base® Medium Duty Levelers have a curved bottom edge design for improved sliding capability and are ideal for medium duty, high volume applications. These levelers use advanced 3D engineering design with composite materials and incorporate many features requested by commercial and retail customers. They are available with an optional Top-A-Just,™ internal top allen-drive broached hex (add -BR to P/N). Eight (8) nylon base sizes to choose from: 3/4" to 4", 1/2" thick with 15 degree swivel from centerline. Steel stud and jam nut with gold trivalent zinc plating.

More thread sizes and lengths (including top external hex and slot, and black finish) available for this base style in our Ruggedized Light Duty Glide catalog.

**Features**

- Gold trivalent zinc
- Top hex drive (add -BR to P/N)
- Loads to 3000 lbs
- Corrosion resistant
- 15 degree swivel
- 8 base diameters
- Glass-filled nylon
- RoHS compliant
- Curved bottom edge for improved sliding
- Black base standard, to order wood brown, add -BN to p/n. To order metallic gray, add -GY to p/n.

**Applications**

- Appliances
- Displays
- Racks
- Vending Machines
- Stages
- Decks
- Electronic equipment
- Enclosures

- Conveyors
- Machinery
- Work tables

OPTIONAL BASE COLORS	OTHER FINISHES	TOP ALLEN-DRIVE BROACHED HEX (-BR)
	Standard finish is gold trivalent zinc. (shown to right) For black finish, see IEC's Ruggedized Light Duty Glide catalog.	 Top allen-drive broached hex (-BR) Dimension table at bottom of page.

SAUCER BASE SWIVEL — 4" STUD LENGTHS (3/4" to 1-1/2" BASE DIAMETERS)

Steel	Stainless	Load	A	B	C	D	E	F	G
IL130-5Gx4	IL130-5Sx4	500	5/16-18	1/2	3/4	3/4	4-3/4	4	3/16
IL130-6Gx4	IL130-6Sx4	1000	3/8-16	1/2	3/4	3/4	4-3/4	4	3/16
IL130-7Gx4	IL130-7Sx4	2000	1/2-13	1/2	3/4	3/4	4-3/4	4	3/16
IL130-8Gx4	IL130-8Sx4	3000	5/8-11	5/8	3/4	3/4	4-3/4	4	3/16
IL130-9Gx4	IL130-9Sx4	3000	3/4-10	3/4	3/4	3/4	4-3/4	4	3/16
IL130-10Gx4	IL130-10Sx4	3000	1-8	1	1	3/4	5	4	1/2
IL130-12Gx4	IL130-12Sx4	3000	1 1/4-7	1 1/4	1	3/4	5	4	1/2
IL131-5Gx4	IL131-5Sx4	500	5/16-18	1/2	3/4	1	4-3/4	4	3/16
IL131-6Gx4	IL131-6Sx4	1000	3/8-16	1/2	3/4	1	4-3/4	4	3/16
IL131-7Gx4	IL131-7Sx4	2000	1/2-13	1/2	3/4	1	4-3/4	4	3/16
IL131-8Gx4	IL131-8Sx4	3000	5/8-11	5/8	3/4	1	4-3/4	4	3/16
IL131-9Gx4	IL131-9Sx4	3000	3/4-10	3/4	3/4	1	4-3/4	4	3/16
IL131-10Gx4	IL131-10Sx4	3000	1-8	1	1	1	5	4	1/2
IL131-12Gx4	IL131-12Sx4	3000	1 1/4-7	1 1/4	1	1	5	4	1/2
IL132-5Gx4	IL132-5Sx4	500	5/16-18	1/2	3/4	1-1/4	4-3/4	4	3/16
IL132-6Gx4	IL132-6Sx4	1000	3/8-16	1/2	3/4	1-1/4	4-3/4	4	3/16
IL132-7Gx4	IL132-7Sx4	2000	1/2-13	1/2	3/4	1-1/4	4-3/4	4	3/16
IL132-8Gx4	IL132-8Sx4	3000	5/8-11	5/8	3/4	1-1/4	4-3/4	4	3/16
IL132-9Gx4	IL132-9Sx4	3000	3/4-10	3/4	3/4	1-1/4	4-3/4	4	3/16
IL132-10Gx4	IL132-10Sx4	3000	1-8	1	1	1-1/4	5	4	1/2
IL132-12Gx4	IL132-12Sx4	3000	1 1/4-7	1 1/4	1	1-1/4	5	4	1/2
IL133-5Gx4	IL133-5Sx4	500	5/16-18	1/2	3/4	1-1/2	4-3/4	4	3/16
IL133-6Gx4	IL133-6Sx4	1000	3/8-16	1/2	3/4	1-1/2	4-3/4	4	3/16
IL133-7Gx4	IL133-7Sx4	2000	1/2-13	1/2	3/4	1-1/2	4-3/4	4	3/16
IL133-8Gx4	IL133-8Sx4	3000	5/8-11	5/8	3/4	1-1/2	4-3/4	4	3/16
IL133-9Gx4	IL133-9Sx4	3000	3/4-10	3/4	3/4	1-1/2	4-3/4	4	3/16
IL133-10Gx4	IL133-10Sx4	3000	1-8	1	1	1-1/2	5	4	1/2
IL133-12Gx4	IL133-12Sx4	3000	1 1/4-7	1 1/4	1	1-1/2	5	4	1/2

Top broached hex, "allen drive," (-BR) Thread & Hex Size table below:

Top Hex (Allen-drive) Thread & Hex Size								
Thread	1/4-20	5/16-18	3/8-16	1/2-13	5/8-11	3/4-10	1-8	1-1/4-7
Hex Size	1/8	5/32	3/16	1/4	5/16	3/8	9/16	5/8





**INTERNATIONAL EQUIPMENT COMPONENTS, INC.**

Phone: 562.597.4533 eMail: sales@iec-corp.com

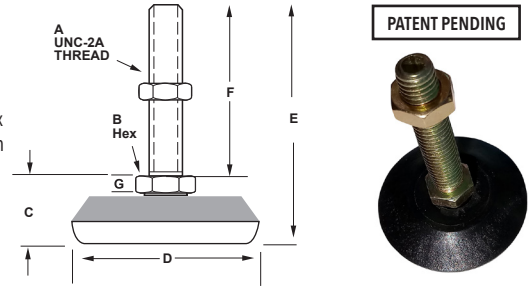
Web: www.iec-corp.com | www.levelingmounts.com

**MEDIUM-DUTY LEVELERS**  
**SAUCER BASE® SWIVEL STUD**  
**4" STUD LENGTHS**

**Medium Duty Low-Profile, SAUCER BASE® Swivel Stud Levelers**

The IEC Saucer Base® Medium Duty Levelers have a curved bottom edge design for improved sliding capability and are ideal for medium duty, high volume applications. These levelers use advanced 3D engineering design with composite materials and incorporate many features requested by commercial and retail customers. They are available with an optional Top-A-Just,™ internal top allen-drive broached hex (add -BR to P/N). Eight (8) nylon base sizes to choose from: 3/4" to 4", 1/2" thick with 15 degree swivel from centerline. Steel stud and jam nut with gold trivalent zinc plating.

**More thread sizes and lengths (including top external hex and slot, and black finish) available for this base style in our Ruggedized Light Duty Glide catalog.**



**Features**

- Gold trivalent zinc
- Top hex drive (add -BR to P/N)
- Loads to 3000 lbs
- Corrosion resistant
- 15 degree swivel
- 8 base diameters
- Glass-filled nylon
- RoHS compliant
- Curved bottom edge for improved sliding
- Black base standard, to order wood brown, add -BN to p/n. To order metallic gray, add -GY to p/n.

**Applications**

- Appliances
- Displays
- Racks
- Vending Machines
- Stages
- Decks
- Electronic equipment
- Enclosures
- Conveyors
- Machinery
- Work tables

OPTIONAL BASE COLORS	OTHER FINISHES	TOP ALLEN-DRIVE BROACHED HEX (-BR)
	Standard finish is gold trivalent zinc. (shown to right) For black finish, see IEC's Ruggedized Light Duty Glide catalog.	 Top allen-drive broached hex (-BR) Dimension table at bottom of page.

SAUCER BASE SWIVEL — 4" STUD LENGTHS (1-3/4" to 4" BASE DIAMETERS)

Steel	Stainless	Load	A	B	C	D	E	F	G
IL134-5Gx4	IL134-5Sx4	500	5/16-18	1/2	3/4	1-3/4	4-3/4	4	3/16
IL134-6Gx4	IL134-6Sx4	1000	3/8-16	1/2	3/4	1-3/4	4-3/4	4	3/16
IL134-7Gx4	IL134-7Sx4	2000	1/2-13	1/2	3/4	1-3/4	4-3/4	4	3/16
IL134-8Gx4	IL134-8Sx4	3000	5/8-11	5/8	3/4	1-3/4	4-3/4	4	3/16
IL134-9Gx4	IL134-9Sx4	3000	3/4-10	3/4	3/4	1-3/4	4-3/4	4	3/16
IL134-10Gx4	IL134-10Sx4	3000	1-8	1	1	1-3/4	5	4	1/2
IL134-12Gx4	IL134-12Sx4	3000	1 1/4-7	1 1/4	1	1-3/4	5	4	1/2
IL135-5Gx4	IL135-5Sx4	500	5/16-18	1/2	3/4	2	4-3/4	4	3/16
IL135-6Gx4	IL135-6Sx4	1000	3/8-16	1/2	3/4	2	4-3/4	4	3/16
IL135-7Gx4	IL135-7Sx4	2000	1/2-13	1/2	3/4	2	4-3/4	4	3/16
IL135-8Gx4	IL135-8Sx4	3000	5/8-11	5/8	3/4	2	4-3/4	4	3/16
IL135-9Gx4	IL135-9Sx4	3000	3/4-10	3/4	3/4	2	4-3/4	4	3/16
IL135-10Gx4	IL135-10Sx4	3000	1-8	1	1	2	5	4	1/2
IL135-12Gx4	IL135-12Sx4	3000	1 1/4-7	1 1/4	1	2	5	4	1/2
IL136-5Gx4	IL136-5Sx4	500	5/16-18	1/2	3/4	3	4-3/4	4	3/16
IL136-6Gx4	IL136-6Sx4	1000	3/8-16	1/2	3/4	3	4-3/4	4	3/16
IL136-7Gx4	IL136-7Sx4	2000	1/2-13	1/2	3/4	3	4-3/4	4	3/16
IL136-8Gx4	IL136-8Sx4	3000	5/8-11	5/8	3/4	3	4-3/4	4	3/16
IL136-9Gx4	IL136-9Sx4	3000	3/4-10	3/4	3/4	3	4-3/4	4	3/16
IL136-10Gx4	IL136-10Sx4	3000	1-8	1	1	3	5	4	1/2
IL136-12Gx4	IL136-12Sx4	3000	1 1/4-7	1 1/4	1	3	5	4	1/2
L137-5Gx4	IL137-5Sx4	500	5/16-18	1/2	3/4	4	4-3/4	4	3/16
IL137-6Gx4	IL137-6Sx4	1000	3/8-16	1/2	3/4	4	4-3/4	4	3/16
IL137-7Gx4	IL137-7Sx4	2000	1/2-13	1/2	3/4	4	4-3/4	4	3/16
IL137-8Gx4	IL137-8Sx4	3000	5/8-11	5/8	3/4	4	4-3/4	4	3/16
IL137-9Gx4	IL137-9Sx4	3000	3/4-10	3/4	3/4	4	4-3/4	4	3/16
IL137-10Gx4	IL137-10Sx4	3000	1-8	1	1	4	5	4	1/2
IL137-12Gx4	IL137-12Sx4	3000	1 1/4-7	1-1/4	1	4	5	4	1/2

Top broached hex, "allen drive," (-BR) Thread & Hex Size table below:

Top Hex (Allen-drive) Thread & Hex Size								
Thread	1/4-20	5/16-18	3/8-16	1/2-13	5/8-11	3/4-10	1-8	1-1/4-7
Hex Size	1/8	5/32	3/16	1/4	5/16	3/8	9/16	5/8



**INTERNATIONAL EQUIPMENT COMPONENTS, INC.**

Phone: 562.597.4533 eMail: sales@iec-corp.com

Web: www.iec-corp.com | www.levelingmounts.com

**MEDIUM-DUTY LEVELERS**

**SAUCER BASE® SWIVEL STUD**

5" STUD LENGTHS

PATENT PENDING

**Medium Duty Low-Profile, SAUCER BASE® Swivel Stud Levelers**

The IEC Saucer Base® Medium Duty Levelers have a curved bottom edge design for improved sliding capability and are ideal for medium duty, high volume applications. These levelers use advanced 3D engineering design with composite materials and incorporate many features requested by commercial and retail customers. They are available with an optional Top-A-Just,™ internal top allen-drive broached hex (add -BR to P/N). Eight (8) nylon base sizes to choose from: 3/4" to 4", 1/2" thick with 15 degree swivel from centerline. Steel stud and jam nut with gold trivalent zinc plating.

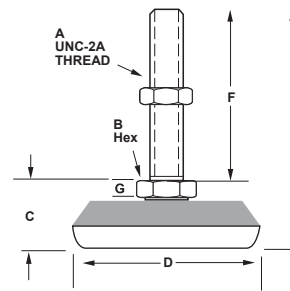
More thread sizes and lengths (including top external hex and slot, and black finish) available for this base style in our Ruggedized Light Duty Glide catalog.

**Features**

- Gold trivalent zinc
- Top hex drive (add -BR to P/N)
- Loads to 3000 lbs
- Corrosion resistant
- 15 degree swivel
- 8 base diameters
- Glass-filled nylon
- RoHS compliant
- Curved bottom edge for improved sliding
- Black base standard, to order wood brown, add -BN to p/n.  
To order metallic gray, add -GY to p/n.

**Applications**

- Appliances
- Displays
- Racks
- Vending Machines
- Stages
- Decks
- Electronic equipment
- Enclosures
- Conveyors
- Machinery
- Work tables



OPTIONAL BASE COLORS	OTHER FINISHES	TOP ALLEN-DRIVE BROACHED HEX (-BR)
	Standard finish is gold trivalent zinc. (shown to right) For black finish, see IEC's Ruggedized Light Duty Glide catalog.	 Top allen-drive broached hex (-BR) Dimension table at bottom of page.

SAUCER BASE SWIVEL — 5" STUD LENGTHS (3/4" to 1-1/2" BASE DIAMETERS)

Steel	Stainless	Load	A	B	C	D	E	F	G
IL130-6Gx5	IL130-6Sx5	1000	3/8-16	1/2	3/4	3/4	5-3/4	5	3/16
IL130-7Gx5	IL130-7Sx5	2000	1/2-13	1/2	3/4	3/4	5-3/4	5	3/16
IL130-8Gx5	IL130-8Sx5	3000	5/8-11	5/8	3/4	3/4	5-3/4	5	3/16
IL130-9Gx5	IL130-9Sx5	3000	3/4-10	3/4	3/4	3/4	5-3/4	5	3/16
IL130-10Gx5	IL130-10Sx5	3000	1-8	1	1	3/4	6	5	1/2
IL130-12Gx5	IL130-12Sx5	3000	1 1/4-7	1 1/4	1	3/4	6	5	1/2
IL131-6Gx5	IL131-6Sx5	1000	3/8-16	1/2	3/4	1	5-3/4	5	3/16
IL131-7Gx5	IL131-7Sx5	2000	1/2-13	1/2	3/4	1	5-3/4	5	3/16
IL131-8Gx5	IL131-8Sx5	3000	5/8-11	5/8	3/4	1	5-3/4	5	3/16
IL131-9Gx5	IL131-9Sx5	3000	3/4-10	3/4	3/4	1	5-3/4	5	3/16
IL131-10Gx5	IL131-10Sx5	3000	1-8	1	1	1	6	5	1/2
IL131-12Gx5	IL131-12Sx5	3000	1 1/4-7	1 1/4	1	1	6	5	1/2
IL132-6Gx5	IL132-6Sx5	1000	3/8-16	1/2	3/4	1-1/4	5-3/4	5	3/16
IL132-7Gx5	IL132-7Sx5	2000	1/2-13	1/2	3/4	1-1/4	5-3/4	5	3/16
IL132-8Gx5	IL132-8Sx5	3000	5/8-11	5/8	3/4	1-1/4	5-3/4	5	3/16
IL132-9Gx5	IL132-9Sx5	3000	3/4-10	3/4	3/4	1-1/4	5-3/4	5	3/16
IL132-10Gx5	IL132-10Sx5	3000	1-8	1	1	1-1/4	6	5	1/2
IL132-12Gx5	IL132-12Sx5	3000	1 1/4-7	1 1/4	1	1-1/4	6	5	1/2
IL133-6Gx5	IL133-6Sx5	1000	3/8-16	1/2	3/4	1-1/2	5-3/4	5	3/16
IL133-7Gx5	IL133-7Sx5	2000	1/2-13	1/2	3/4	1-1/2	5-3/4	5	3/16
IL133-8Gx5	IL133-8Sx5	3000	5/8-11	5/8	3/4	1-1/2	5-3/4	5	3/16
IL133-9Gx5	IL133-9Sx5	3000	3/4-10	3/4	3/4	1-1/2	5-3/4	5	3/16
IL133-10Gx5	IL133-10Sx5	3000	1-8	1	1	1-1/2	6	5	1/2
IL133-12Gx5	IL133-12Sx5	3000	1 1/4-7	1 1/4	1	1-1/2	6	5	1/2

Top broached hex, "allen drive," (-BR) Thread & Hex Size table below:

Top Hex (Allen-drive) Thread & Hex Size								
Thread	1/4-20	5/16-18	3/8-16	1/2-13	5/8-11	3/4-10	1-8	1-1/4-7
Hex Size	1/8	5/32	3/16	1/4	5/16	3/8	9/16	5/8



**INTERNATIONAL EQUIPMENT COMPONENTS, INC.**

Phone: 562.597.4533 eMail: sales@iec-corp.com

Web: www.iec-corp.com | www.levelingmounts.com

**Medium Duty Low-Profile, SAUCER BASE® Swivel Stud Levelers**

The IEC Saucer Base® Medium Duty Levelers have a curved bottom edge design for improved sliding capability and are ideal for medium duty, high volume applications. These levelers use advanced 3D engineering design with composite materials and incorporate many features requested by commercial and retail customers. They are available with an optional Top-A-Just™ internal top allen-drive broached hex (add -BR to P/N). Eight (8) nylon base sizes to choose from: 3/4" to 4", 1/2" thick with 15 degree swivel from centerline. Steel stud and jam nut with gold trivalent zinc plating.

**More thread sizes and lengths (including top external hex and slot, and black finish) available for this base style in our Ruggedized Light Duty Glide catalog.**

**Features**

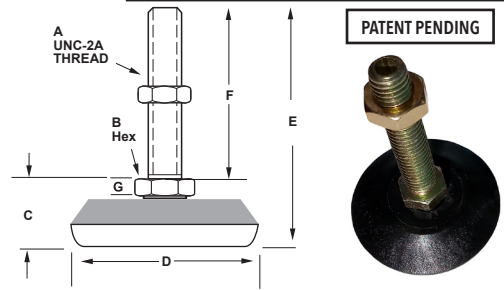
- Gold trivalent zinc
- Top hex drive (add -BR to P/N)
- Loads to 3000 lbs
- Corrosion resistant
- 15 degree swivel
- 8 base diameters
- Glass-filled nylon
- RoHS compliant
- Curved bottom edge for improved sliding
- Black base standard, to order wood brown, add -BN to p/n. To order metallic gray, add -GY to p/n.

**Applications**

- Appliances
- Displays
- Racks
- Vending Machines
- Stages
- Decks
- Electronic equipment
- Enclosures

- Conveyors
- Machinery
- Work tables

**MEDIUM-DUTY LEVELERS**  
**SAUCER BASE® SWIVEL STUD**  
**5" STUD LENGTHS**



OPTIONAL BASE COLORS	OTHER FINISHES	TOP ALLEN-DRIVE BROACHED HEX (-BR)
	Standard finish is gold trivalent zinc. (shown to right) For black finish, see IEC's Ruggedized Light Duty Glide catalog.	 Top allen-drive broached hex (-BR) Dimension table at bottom of page.

SAUCER BASE SWIVEL — 5" STUD LENGTHS (1-3/4" to 4" BASE DIAMETERS)

Steel	Stainless	Load	A	B	C	D	E	F	G
IL134-6Gx5	IL134-6Sx5	1000	3/8-16	1/2	3/4	1-3/4	5-3/4	5	3/16
IL134-7Gx5	IL134-7Sx5	2000	1/2-13	1/2	3/4	1-3/4	5-3/4	5	3/16
IL134-8Gx5	IL134-8Sx5	3000	5/8-11	5/8	3/4	1-3/4	5-3/4	5	3/16
IL134-9Gx5	IL134-9Sx5	3000	3/4-10	3/4	3/4	1-3/4	5-3/4	5	3/16
IL134-10Gx5	IL134-10Sx5	3000	1-8	1	1	1-3/4	6	5	1/2
IL134-12Gx5	IL134-12Sx5	3000	1 1/4-7	1 1/4	1	1-3/4	6	5	1/2
IL135-6Gx5	IL135-6Sx5	1000	3/8-16	1/2	3/4	2	5-3/4	5	3/16
IL135-7Gx5	IL135-7Sx5	2000	1/2-13	1/2	3/4	2	5-3/4	5	3/16
IL135-8Gx5	IL135-8Sx5	3000	5/8-11	5/8	3/4	2	5-3/4	5	3/16
IL135-9Gx5	IL135-9Sx5	3000	3/4-10	3/4	3/4	2	5-3/4	5	3/16
IL135-10Gx5	IL135-10Sx5	3000	1-8	1	1	2	6	5	1/2
IL135-12Gx5	IL135-12Sx5	3000	1 1/4-7	1 1/4	1	2	6	5	1/2
IL136-6Gx5	IL136-6Sx5	1000	3/8-16	1/2	3/4	3	5-3/4	5	3/16
IL136-7Gx5	IL136-7Sx5	2000	1/2-13	1/2	3/4	3	5-3/4	5	3/16
IL136-8Gx5	IL136-8Sx5	3000	5/8-11	5/8	3/4	3	5-3/4	5	3/16
IL136-9Gx5	IL136-9Sx5	3000	3/4-10	3/4	3/4	3	5-3/4	5	3/16
IL136-10Gx5	IL136-10Sx5	3000	1-8	1	1	3	6	5	1/2
IL136-12Gx5	IL136-12Sx5	3000	1 1/4-7	1 1/4	1	3	6	5	1/2
IL137-6Gx5	IL137-6Sx5	1000	3/8-16	1/2	3/4	4	5-3/4	5	3/16
IL137-7Gx5	IL137-7Sx5	2000	1/2-13	1/2	3/4	4	5-3/4	5	3/16
IL137-8Gx5	IL137-8Sx5	3000	5/8-11	5/8	3/4	4	5-3/4	5	3/16
IL137-9Gx5	IL137-9Sx5	3000	3/4-10	3/4	3/4	4	5-3/4	5	3/16
IL137-10Gx5	IL137-10Sx5	3000	1-8	1	1	4	6	5	1/2
IL137-12Gx5	IL137-12Sx5	3000	1 1/4-7	1-1/4	1	4	6	5	1/2

**Top broached hex, "allen drive," (-BR) Thread & Hex Size table below:**

Top Hex (Allen-drive) Thread & Hex Size								
Thread	1/4-20	5/16-18	3/8-16	1/2-13	5/8-11	3/4-10	1-8	1-1/4-7
Hex Size	1/8	5/32	3/16	1/4	5/16	3/8	9/16	5/8





**INTERNATIONAL EQUIPMENT COMPONENTS, INC.**

Phone: 562.597.4533 eMail: sales@iec-corp.com

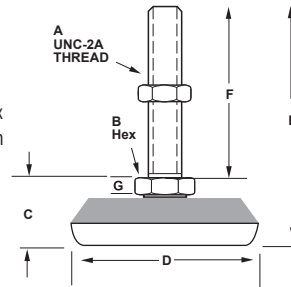
Web: www.iec-corp.com | www.levelingmounts.com

**MEDIUM-DUTY LEVELERS**

**SAUCER BASE® SWIVEL STUD**

6" STUD LENGTHS

PATENT PENDING



**Medium Duty Low-Profile, SAUCER BASE® Swivel Stud Levelers**

The IEC Saucer Base® Medium Duty Levelers have a curved bottom edge design for improved sliding capability and are ideal for medium duty, high volume applications. These levelers use advanced 3D engineering design with composite materials and incorporate many features requested by commercial and retail customers. They are available with an optional Top-A-Just,™ internal top allen-drive broached hex (add -BR to P/N). Eight (8) nylon base sizes to choose from: 3/4" to 4", 1/2" thick with 15 degree swivel from centerline. Steel stud and jam nut with gold trivalent zinc plating.

More thread sizes and lengths (including top external hex and slot, and black finish) available for this base style in our Ruggedized Light Duty Glide catalog.

**Features**

- Gold trivalent zinc
- Top hex drive (add -BR to P/N)
- Loads to 3000 lbs
- Corrosion resistant
- 15 degree swivel
- 8 base diameters
- Glass-filled nylon
- RoHS compliant
- Curved bottom edge for improved sliding
- Black base standard, to order wood brown, add -BN to p/n. To order metallic gray, add -GY to p/n.

**Applications**

- Appliances
- Displays
- Racks
- Vending Machines
- Stages
- Decks
- Electronic equipment
- Enclosures

- Conveyors
- Machinery
- Work tables

OPTIONAL BASE COLORS	OTHER FINISHES	TOP ALLEN-DRIVE BROACHED HEX (-BR)
	Standard finish is gold trivalent zinc. (shown to right) For black finish, see IEC's Ruggedized Light Duty Glide catalog.	 Top allen-drive broached hex (-BR) Dimension table at bottom of page.

**SAUCER BASE SWIVEL — 6" STUD LENGTHS (3/4" to 1-1/2" BASE DIAMETERS)**

Steel	Stainless	Load	A	B	C	D	E	F	G
IL130-6Gx6	IL130-6Sx6	1000	3/8-16	1/2	3/4	3/4	6-3/4	6	3/16
IL130-7Gx6	IL130-7Sx6	2000	1/2-13	1/2	3/4	3/4	6-3/4	6	3/16
IL130-8Gx6	IL130-8Sx6	3000	5/8-11	5/8	3/4	3/4	6-3/4	6	3/16
IL130-9Gx6	IL130-9Sx6	3000	3/4-10	3/4	3/4	3/4	6-3/4	6	3/16
IL130-10Gx6	IL130-10Sx6	3000	1-8	1	1	3/4	7	6	1/2
IL130-12Gx6	IL130-12Sx6	3000	1 1/4-7	1 1/4	1	3/4	7	6	1/2
IL131-6Gx6	IL131-6Sx6	1000	3/8-16	1/2	3/4	1	6-3/4	6	3/16
IL131-7Gx6	IL131-7Sx6	2000	1/2-13	1/2	3/4	1	6-3/4	6	3/16
IL131-8Gx6	IL131-8Sx6	3000	5/8-11	5/8	3/4	1	6-3/4	6	3/16
IL131-9Gx6	IL131-9Sx6	3000	3/4-10	3/4	3/4	1	6-3/4	6	3/16
IL131-10Gx6	IL131-10Sx6	3000	1-8	1	1	1	7	6	1/2
IL131-12Gx6	IL131-12Sx6	3000	1 1/4-7	1 1/4	1	1	7	6	1/2
IL132-6Gx6	IL132-6Sx6	1000	3/8-16	1/2	3/4	1-1/4	6-3/4	6	3/16
IL132-7Gx6	IL132-7Sx6	2000	1/2-13	1/2	3/4	1-1/4	6-3/4	6	3/16
IL132-8Gx6	IL132-8Sx6	3000	5/8-11	5/8	3/4	1-1/4	6-3/4	6	3/16
IL132-9Gx6	IL132-9Sx6	3000	3/4-10	3/4	3/4	1-1/4	6-3/4	6	3/16
IL132-10Gx6	IL132-10Sx6	3000	1-8	1	1	1-1/4	7	6	1/2
IL132-12Gx6	IL132-12Sx6	3000	1 1/4-7	1 1/4	1	1-1/4	7	6	1/2
IL133-6Gx6	IL133-6Sx6	1000	3/8-16	1/2	3/4	1-1/2	6-3/4	6	3/16
IL133-7Gx6	IL133-7Sx6	2000	1/2-13	1/2	3/4	1-1/2	6-3/4	6	3/16
IL133-8Gx6	IL133-8Sx6	3000	5/8-11	5/8	3/4	1-1/2	6-3/4	6	3/16
IL133-9Gx6	IL133-9Sx6	3000	3/4-10	3/4	3/4	1-1/2	6-3/4	6	3/16
IL133-10Gx6	IL133-10Sx6	3000	1-8	1	1	1-1/2	7	6	1/2
IL133-12Gx6	IL133-12Sx6	3000	1 1/4-7	1 1/4	1	1-1/2	7	6	1/2

**Top broached hex, "allen drive," (-BR) Thread & Hex Size table below:**

Top Hex (Allen-drive) Thread & Hex Size								
Thread	1/4-20	5/16-18	3/8-16	1/2-13	5/8-11	3/4-10	1-8	1-1/4-7
Hex Size	1/8	5/32	3/16	1/4	5/16	3/8	9/16	5/8



**INTERNATIONAL EQUIPMENT COMPONENTS, INC.**

Phone: 562.597.4533 eMail: sales@iec-corp.com

Web: www.iec-corp.com | www.levelingmounts.com

**MEDIUM-DUTY LEVELERS**  
**SAUCER BASE® SWIVEL STUD**  
**6" STUD LENGTHS**

**Medium Duty Low-Profile, SAUCER BASE® Swivel Stud Levelers**

The IEC Saucer Base® Medium Duty Levelers have a curved bottom edge design for improved sliding capability and are ideal for medium duty, high volume applications. These levelers use advanced 3D engineering design with composite materials and incorporate many features requested by commercial and retail customers. They are available with an optional Top-A-Just,™ internal top allen-drive broached hex (add -BR to P/N). Eight (8) nylon base sizes to choose from: 3/4" to 4", 1/2" thick with 15 degree swivel from centerline. Steel stud and jam nut with gold trivalent zinc plating.

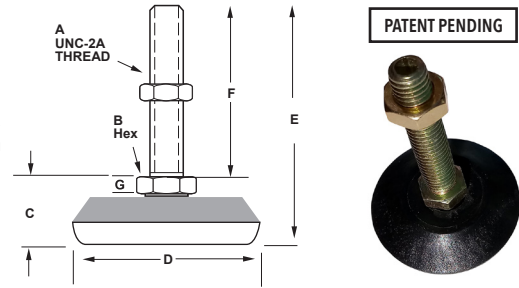
**More thread sizes and lengths (including top external hex and slot, and black finish) available for this base style in our Ruggedized Light Duty Glide catalog.**

**Features**

- Gold trivalent zinc
- Top hex drive (add -BR to P/N)
- Loads to 3000 lbs
- Corrosion resistant
- 15 degree swivel
- 8 base diameters
- Glass-filled nylon
- RoHS compliant
- Curved bottom edge for improved sliding
- Black base standard, to order wood brown, add -BN to p/n. To order metallic gray, add -GY to p/n.

**Applications**

- Appliances
- Displays
- Racks
- Vending Machines
- Stages
- Decks
- Electronic equipment
- Enclosures
- Conveyors
- Machinery
- Work tables



OPTIONAL BASE COLORS	OTHER FINISHES	TOP ALLEN-DRIVE BROACHED HEX (-BR)
	Standard finish is gold trivalent zinc. (shown to right) For black finish, see IEC's Ruggedized Light Duty Glide catalog.	 Top allen-drive broached hex (-BR) Dimension table at bottom of page.

**SAUCER BASE SWIVEL — 6" STUD LENGTHS (1-3/4" to 4" BASE DIAMETERS)**

Steel	Stainless	Load	A	B	C	D	E	F	G
IL134-6Gx6	IL134-6Sx6	1000	3/8-16	1/2	3/4	1-3/4	6-3/4	6	3/16
IL134-7Gx6	IL134-7Sx6	2000	1/2-13	1/2	3/4	1-3/4	6-3/4	6	3/16
IL134-8Gx6	IL134-8Sx6	3000	5/8-11	5/8	3/4	1-3/4	6-3/4	6	3/16
IL134-9Gx6	IL134-9Sx6	3000	3/4-10	3/4	3/4	1-3/4	6-3/4	6	3/16
IL134-10Gx6	IL134-10Sx6	3000	1-8	1	1	1-3/4	7	6	1/2
IL134-12Gx6	IL134-12Sx6	3000	1 1/4-7	1 1/4	1	1-3/4	7	6	1/2
IL135-6Gx6	IL135-6Sx6	1000	3/8-16	1/2	3/4	2	6-3/4	6	3/16
IL135-7Gx6	IL135-7Sx6	2000	1/2-13	1/2	3/4	2	6-3/4	6	3/16
IL135-8Gx6	IL135-8Sx6	3000	5/8-11	5/8	3/4	2	6-3/4	6	3/16
IL135-9Gx6	IL135-9Sx6	3000	3/4-10	3/4	3/4	2	6-3/4	6	3/16
IL135-10Gx6	IL135-10Sx6	3000	1-8	1	1	2	7	6	1/2
IL135-12Gx6	IL135-12Sx6	3000	1 1/4-7	1 1/4	1	2	7	6	1/2
IL136-6Gx6	IL136-6Sx6	1000	3/8-16	1/2	3/4	3	6-3/4	6	3/16
IL136-7Gx6	IL136-7Sx6	2000	1/2-13	1/2	3/4	3	6-3/4	6	3/16
IL136-8Gx6	IL136-8Sx6	3000	5/8-11	5/8	3/4	3	6-3/4	6	3/16
IL136-9Gx6	IL136-9Sx6	3000	3/4-10	3/4	3/4	3	6-3/4	6	3/16
IL136-10Gx6	IL136-10Sx6	3000	1-8	1	1	3	7	6	1/2
IL136-12Gx6	IL136-12Sx6	3000	1 1/4-7	1 1/4	1	3	7	6	1/2
IL137-6Gx6	IL137-6Sx6	1000	3/8-16	1/2	3/4	4	6-3/4	6	3/16
IL137-7Gx6	IL137-7Sx6	2000	1/2-13	1/2	3/4	4	6-3/4	6	3/16
IL137-8Gx6	IL137-8Sx6	3000	5/8-11	5/8	3/4	4	6-3/4	6	3/16
IL137-9Gx6	IL137-9Sx6	3000	3/4-10	3/4	3/4	4	6-3/4	6	3/16
IL137-10Gx6	IL137-10Sx6	3000	1-8	1	1	4	7	6	1/2
IL137-12Gx6	IL137-12Sx6	3000	1 1/4-7	1-1/4	1	4	7	6	1/2

**Top broached hex, "allen drive," (-BR) Thread & Hex Size table below:**

Top Hex (Allen-drive) Thread & Hex Size								
Thread	1/4-20	5/16-18	3/8-16	1/2-13	5/8-11	3/4-10	1-8	1-1/4-7
Hex Size	1/8	5/32	3/16	1/4	5/16	3/8	9/16	5/8



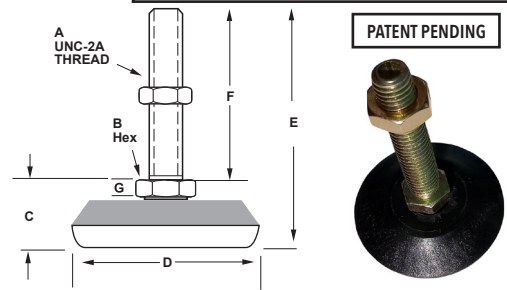
**INTERNATIONAL EQUIPMENT COMPONENTS, INC.**

Phone: 562.597.4533 eMail: sales@iec-corp.com

Web: www.iec-corp.com | www.levelingmounts.com

**MEDIUM-DUTY LEVELERS**  
**SAUCER BASE® SWIVEL STUD**  
**8" STUD LENGTHS**

PATENT PENDING



**Medium Duty Low-Profile, SAUCER BASE® Swivel Stud Levelers**

The IEC Saucer Base® Medium Duty Levelers have a curved bottom edge design for improved sliding capability and are ideal for medium duty, high volume applications. These levelers use advanced 3D engineering design with composite materials and incorporate many features requested by commercial and retail customers. They are available with an optional Top-A-Just,™ internal top allen-drive broached hex (add -BR to P/N). Eight (8) nylon base sizes to choose from: 3/4" to 4", 1/2" thick with 15 degree swivel from centerline. Steel stud and jam nut with gold trivalent zinc plating.

More thread sizes and lengths (including top external hex and slot, and black finish) available for this base style in our Ruggedized Light Duty Glide catalog.

**Features**

- Gold trivalent zinc
- Top hex drive (add -BR to P/N)
- Loads to 3000 lbs
- Corrosion resistant
- 15 degree swivel
- 8 base diameters
- Glass-filled nylon
- RoHS compliant
- Curved bottom edge for improved sliding
- Black base standard, to order wood brown, add -BN to p/n.  
To order metallic gray, add -GY to p/n.

**Applications**

- Appliances
- Displays
- Racks
- Vending Machines
- Stages
- Decks
- Electronic equipment
- Enclosures

- Conveyors
- Machinery
- Work tables

OPTIONAL BASE COLORS	OTHER FINISHES	TOP ALLEN-DRIVE BROACHED HEX (-BR)
	Standard finish is gold trivalent zinc. (shown to right) For black finish, see IEC's Ruggedized Light Duty Glide catalog.	 Top allen-drive broached hex (-BR) Dimension table at bottom of page.

**SAUCER BASE SWIVEL — 8" STUD LENGTHS (3/4" to 1-1/2" BASE DIAMETERS)**

Steel	Stainless	Load	A	B	C	D	E	F	G
IL130-7Gx8	IL130-7Sx8	2000	1/2-13	1/2	3/4	3/4	8-3/4	8	3/16
IL130-8Gx8	IL130-8Sx8	3000	5/8-11	5/8	3/4	3/4	8-3/4	8	3/16
IL130-9Gx8	IL130-9Sx8	3000	3/4-10	3/4	3/4	3/4	8-3/4	8	3/16
IL130-10Gx8	IL130-10Sx8	3000	1-8	1	1	3/4	9	8	1/2
IL130-12Gx8	IL130-12Sx8	3000	1 1/4-7	1 1/4	1	3/4	9	8	1/2
IL131-7Gx8	IL131-7Sx8	2000	1/2-13	1/2	3/4	1	8-3/4	8	3/16
IL131-8Gx8	IL131-8Sx8	3000	5/8-11	5/8	3/4	1	8-3/4	8	3/16
IL131-9Gx8	IL131-9Sx8	3000	3/4-10	3/4	3/4	1	8-3/4	8	3/16
IL131-10Gx8	IL131-10Sx8	3000	1-8	1	1	1	9	8	1/2
IL131-12Gx8	IL131-12Sx8	3000	1 1/4-7	1 1/4	1	1	9	8	1/2
IL132-7Gx8	IL132-7Sx8	2000	1/2-13	1/2	3/4	1-1/4	8-3/4	8	3/16
IL132-8Gx8	IL132-8Sx8	3000	5/8-11	5/8	3/4	1-1/4	8-3/4	8	3/16
IL132-9Gx8	IL132-9Sx8	3000	3/4-10	3/4	3/4	1-1/4	8-3/4	8	3/16
IL132-10Gx8	IL132-10Sx8	3000	1-8	1	1	1-1/4	9	8	1/2
IL132-12Gx8	IL132-12Sx8	3000	1 1/4-7	1 1/4	1	1-1/4	9	8	1/2
IL133-7Gx8	IL133-7Sx8	2000	1/2-13	1/2	3/4	1-1/2	8-3/4	8	3/16
IL133-8Gx8	IL133-8Sx8	3000	5/8-11	5/8	3/4	1-1/2	8-3/4	8	3/16
IL133-9Gx8	IL133-9Sx8	3000	3/4-10	3/4	3/4	1-1/2	8-3/4	8	3/16
IL133-10Gx8	IL133-10Sx8	3000	1-8	1	1	1-1/2	9	8	1/2
IL133-12Gx8	IL133-12Sx8	3000	1 1/4-7	1 1/4	1	1-1/2	9	8	1/2

**Top broached hex, "allen drive," (-BR) Thread & Hex Size table below:**

Top Hex (Allen-drive) Thread & Hex Size								
<b>Thread</b>	1/4-20	5/16-18	3/8-16	1/2-13	5/8-11	3/4-10	1-8	1-1/4-7
<b>Hex Size</b>	1/8	5/32	3/16	1/4	5/16	3/8	9/16	5/8



**INTERNATIONAL EQUIPMENT COMPONENTS, INC.**

Phone: 562.597.4533 eMail: sales@iec-corp.com

Web: www.iec-corp.com | www.levelingmounts.com

**MEDIUM-DUTY LEVELERS**  
**SAUCER BASE® SWIVEL STUD**  
**8" STUD LENGTHS**

**Medium Duty Low-Profile, SAUCER BASE® Swivel Stud Levelers**

The IEC Saucer Base® Medium Duty Levelers have a curved bottom edge design for improved sliding capability and are ideal for medium duty, high volume applications. These levelers use advanced 3D engineering design with composite materials and incorporate many features requested by commercial and retail customers. They are available with an optional Top-A-Just,™ internal top allen-drive broached hex (add -BR to P/N). Eight (8) nylon base sizes to choose from: 3/4" to 4", 1/2" thick with 15 degree swivel from centerline. Steel stud and jam nut with gold trivalent zinc plating.

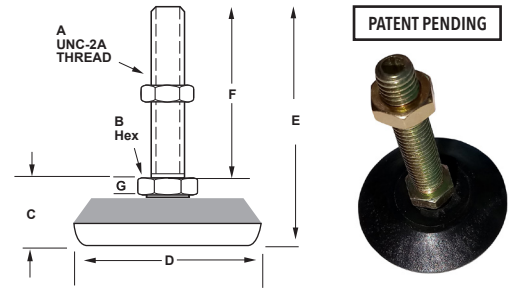
**More thread sizes and lengths (including top external hex and slot, and black finish) available for this base style in our Ruggedized Light Duty Glide catalog.**

**Features**

- Gold trivalent zinc
- Top hex drive (add -BR to P/N)
- Loads to 3000 lbs
- Corrosion resistant
- 15 degree swivel
- 8 base diameters
- Glass-filled nylon
- RoHS compliant
- Curved bottom edge for improved sliding
- Black base standard, to order wood brown, add -BN to p/n.  
To order metallic gray, add -GY to p/n.

**Applications**

- Appliances
- Displays
- Racks
- Vending Machines
- Stages
- Decks
- Electronic equipment
- Enclosures
- Conveyors
- Machinery
- Work tables



OPTIONAL BASE COLORS	OTHER FINISHES	TOP ALLEN-DRIVE BROACHED HEX (-BR)
	Standard finish is gold trivalent zinc. (shown to right) For black finish, see IEC's Ruggedized Light Duty Glide catalog.	 Top allen-drive broached hex (-BR) Dimension table at bottom of page.

SAUCER BASE SWIVEL — 8" STUD LENGTHS (1-3/4" to 4" BASE DIAMETERS)

Steel	Stainless	Load	A	B	C	D	E	F	G
IL134-7Gx8	IL134-7Sx8	2000	1/2-13	1/2	3/4	1-3/4	8-3/4	8	3/16
IL134-8Gx8	IL134-8Sx8	3000	5/8-11	5/8	3/4	1-3/4	8-3/4	8	3/16
IL134-9Gx8	IL134-9Sx8	3000	3/4-10	3/4	3/4	1-3/4	8-3/4	8	3/16
IL134-10Gx8	IL134-10Sx8	3000	1-8	1	1	1-3/4	9	8	1/2
IL134-12Gx8	IL134-12Sx8	3000	1 1/4-7	1 1/4	1	1-3/4	9	8	1/2
IL135-7Gx8	IL135-7Sx8	2000	1/2-13	1/2	3/4	2	8-3/4	8	3/16
IL135-8Gx8	IL135-8Sx8	3000	5/8-11	5/8	3/4	2	8-3/4	8	3/16
IL135-9Gx8	IL135-9Sx8	3000	3/4-10	3/4	3/4	2	8-3/4	8	3/16
IL135-10Gx8	IL135-10Sx8	3000	1-8	1	1	2	9	8	1/2
IL135-12Gx8	IL135-12Sx8	3000	1 1/4-7	1 1/4	1	2	9	8	1/2
IL136-7Gx8	IL136-7Sx8	2000	1/2-13	1/2	3/4	3	8-3/4	8	3/16
IL136-8Gx8	IL136-8Sx8	3000	5/8-11	5/8	3/4	3	8-3/4	8	3/16
IL136-9Gx8	IL136-9Sx8	3000	3/4-10	3/4	3/4	3	8-3/4	8	3/16
IL136-10Gx8	IL136-10Sx8	3000	1-8	1	1	3	9	8	1/2
IL136-12Gx8	IL136-12Sx8	3000	1 1/4-7	1 1/4	1	3	9	8	1/2
IL137-7Gx8	IL137-7Sx8	2000	1/2-13	1/2	3/4	4	8-3/4	8	3/16
IL137-8Gx8	IL137-8Sx8	3000	5/8-11	5/8	3/4	4	8-3/4	8	3/16
IL137-9Gx8	IL137-9Sx8	3000	3/4-10	3/4	3/4	4	8-3/4	8	3/16
IL137-10Gx8	IL137-10Sx8	3000	1-8	1	1	4	9	8	1/2
IL137-12Gx8	IL137-12Sx8	3000	1 1/4-7	1-1/4	1	4	9	8	1/2

**Top broached hex, "allen drive," (-BR) Thread & Hex Size table below:**

Top Hex (Allen-drive) Thread & Hex Size								
Thread	1/4-20	5/16-18	3/8-16	1/2-13	5/8-11	3/4-10	1-8	1-1/4-7
Hex Size	1/8	5/32	3/16	1/4	5/16	3/8	9/16	5/8