



**INTERNATIONAL EQUIPMENT COMPONENTS, INC.**

Phone: 562.597.4533 eMail: sales@iec-corp.com

Web: www.iec-corp.com | www.levelingmounts.com

**MEDIUM-DUTY LEVELERS**

**SAUCER BASE® METRIC SWIVEL**

1" to 2" STUD LENGTHS

**Medium Duty Low-Profile, SAUCER BASE® Metric Swivel Levelers**

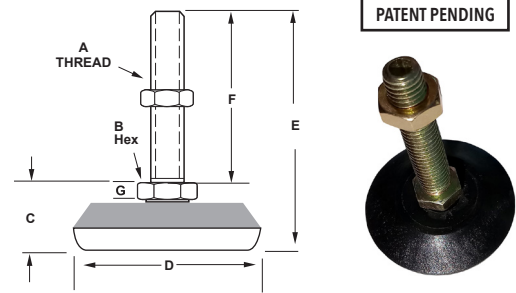
The IEC Saucer Base® Swivel Metric Levelers have metric threads and a curved bottom edge design for improved sliding capability and are ideal for medium duty, high volume applications. These levelers use advanced 3D engineering design with composite materials and incorporate many features requested by commercial and retail customers. They are available with an optional Top-A-Just,™ internal top allen-drive broached hex (add -BR to P/N). Eight (8) nylon base sizes to choose from: 3/4" to 4", 1/2" thick with 15 degree swivel from centerline. Steel stud and jam nut with gold trivalent zinc plating.

**Features**

- Gold trivalent zinc
- Top hex drive (add -BR to P/N)
- Loads to 3000 lbs
- Corrosion resistant
- 15 degree swivel
- 8 base diameters
- Glass-filled nylon
- RoHS compliant
- Curved bottom edge for improved sliding
- Black base standard, to order wood brown, add -BN to p/n. To order metallic gray, add -GY to p/n.

**Applications**

- Appliances
- Displays
- Racks
- Vending Machines
- Stages
- Decks
- Electronic equipment
- Enclosures
- Conveyors
- Machinery
- Work tables



OPTIONAL BASE COLORS	OTHER FINISHES	TOP ALLEN-DRIVE BROACHED HEX (-BR)
	Standard finish is gold trivalent zinc. (shown to right) For black finish, see IEC's Ruggedized Light Duty Glide catalog.	 Top allen-drive broached hex (-BR) Dimension table at bottom of page.

SAUCER BASE METRIC SWIVEL — 1" to 2" STUDS (3/4" to 1-1/2" BASE DIAMETERS)

Steel	Stainless	Load	A	B	C	D	E	F	G
IL130-M6Gx1	IL130-M6Sx1	100	M6x1	1/2	3/4	3/4	1-3/4	1	3/16
IL130-M6G	IL130-M6S	100	M6x1	1/2	3/4	3/4	2-3/4	2	3/16
IL130-M8Gx1	IL130-M8Sx1	500	M8x1.25	1/2	3/4	3/4	1-3/4	1	3/16
IL130-M8G	IL130-M8S	500	M8x1.25	1/2	3/4	3/4	2-3/4	2	3/16
IL130-M10G	IL130-M10S	1000	M10x1.5	1/2	3/4	3/4	2-3/4	2	3/16
IL130-M12G	IL130-M12S	2000	M12x1.75	1/2	3/4	3/4	2-3/4	2	3/16
IL130-M16G	IL130-M16S	3000	M16x2.00	1/2	3/4	3/4	2-3/4	2	3/16
IL130-M20G	IL130-M20S	3000	M20x2.50	1/2	3/4	3/4	2-3/4	2	3/16
IL131-M6Gx1	IL131-M6Sx1	100	M6x1	1/2	3/4	1	1-3/4	1	3/16
IL131-M6G	IL131-M6S	100	M6x1	1/2	3/4	1	2-3/4	2	3/16
IL131-M8Gx1	IL131-M8Sx1	500	M8x1.25	1/2	3/4	1	1-3/4	1	3/16
IL131-M8G	IL131-M8S	500	M8x1.25	1/2	3/4	1	2-3/4	2	3/16
IL131-M10G	IL131-M10S	1000	M10x1.5	1/2	3/4	1	2-3/4	2	3/16
IL131-M12G	IL131-M12S	2000	M12x1.75	1/2	3/4	1	2-3/4	2	3/16
IL131-M16G	IL131-M16S	3000	M16x2.00	1/2	3/4	1	2-3/4	2	3/16
IL131-M20G	IL131-M20S	3000	M20x2.50	1/2	3/4	1	2-3/4	2	3/16
IL132-M6Gx1	IL132-M6Sx1	100	M6x1	1/2	3/4	1-1/4	1-3/4	1	3/16
IL132-M6G	IL132-M6S	100	M6x1	1/2	3/4	1-1/4	2-3/4	2	3/16
IL132-M8Gx1	IL132-M8Sx1	500	M8x1.25	1/2	3/4	1-1/4	1-3/4	1	3/16
IL132-M8G	IL132-M8S	500	M8x1.25	1/2	3/4	1-1/4	2-3/4	2	3/16
IL132-M10G	IL132-M10S	1000	M10x1.5	1/2	3/4	1-1/4	2-3/4	2	3/16
IL132-M12G	IL132-M12S	2000	M12x1.75	1/2	3/4	1-1/4	2-3/4	2	3/16
IL132-M16G	IL132-M16S	3000	M16x2.00	1/2	3/4	1-1/4	2-3/4	2	3/16
IL132-M20G	IL132-M20S	3000	M20x2.50	1/2	3/4	1-1/4	2-3/4	2	3/16
IL133-M6Gx1	IL133-M6Sx1	100	M6x1	1/2	3/4	1-1/2	1-3/4	1	3/16
IL133-M6G	IL133-M6S	100	M6x1	1/2	3/4	1-1/2	2-3/4	2	3/16
IL133-M8Gx1	IL133-M8Sx1	500	M8x1.25	1/2	3/4	1-1/2	1-3/4	1	3/16
IL133-M8G	IL133-M8S	500	M8x1.25	1/2	3/4	1-1/2	2-3/4	2	3/16
IL133-M10G	IL133-M10S	1000	M10x1.5	1/2	3/4	1-1/2	2-3/4	2	3/16
IL133-M12G	IL133-M12S	2000	M12x1.75	1/2	3/4	1-1/2	2-3/4	2	3/16
IL133-M16G	IL133-M16S	3000	M16x2.00	1/2	3/4	1-1/2	2-3/4	2	3/16
IL133-M20G	IL133-M20S	3000	M20x2.50	1/2	3/4	1-1/2	2-3/4	2	3/16

Top broached hex, "allen drive," (-BR) Thread & Hex Size table below:

Top Hex (Allen-drive) Thread & Hex Size							
Thread	M6x1	M8x1.25	M10x1.50	M12x1.75	M16x2.00	M20x2.50	M24x3.00
Hex Size	3mm	4mm	5mm	6mm	8mm	10mm	12mm



**INTERNATIONAL EQUIPMENT COMPONENTS, INC.**

Phone: 562.597.4533 eMail: sales@iec-corp.com

Web: www.iec-corp.com | www.levelingmounts.com

**MEDIUM-DUTY LEVELERS**

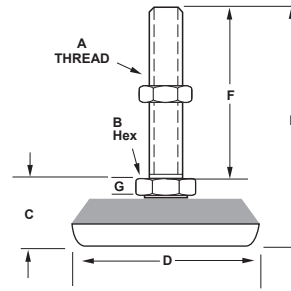
**SAUCER BASE® METRIC SWIVEL**

1" to 2" STUD LENGTHS

PATENT PENDING

**Medium Duty Low-Profile, SAUCER BASE® Metric Swivel Levelers**

The IEC Saucer Base® Metric Swivel Levelers have metric threads and a curved bottom edge design for improved sliding capability and are ideal for medium duty, high volume applications. These levelers use advanced 3D engineering design with composite materials and incorporate many features requested by commercial and retail customers. They are available with an optional Top-A-Just,™ internal top allen-drive broached hex (add -BR to P/N). Eight (8) nylon base sizes to choose from: 3/4" to 4", 1/2" thick with 15 degree swivel from centerline. Steel stud and jam nut with gold trivalent zinc plating.



**Features**

- Gold trivalent zinc
- Top hex drive (add -BR to P/N)
- Loads to 3000 lbs
- Corrosion resistant
- 15 degree swivel
- 8 base diameters
- Glass-filled nylon
- RoHS compliant
- Curved bottom edge for improved sliding
- Black base standard, to order wood brown, add -BN to p/n. To order metallic gray, add -GY to p/n.

**Applications**

- Appliances
- Displays
- Racks
- Vending Machines
- Stages
- Decks
- Electronic equipment
- Enclosures
- Conveyors
- Machinery
- Work tables

OPTIONAL BASE COLORS	OTHER FINISHES	TOP ALLEN-DRIVE BROACHED HEX (-BR)
	Standard finish is gold trivalent zinc. (shown to right) For black finish, see IEC's Ruggedized Light Duty Glide catalog.	

SAUCER BASE METRIC SWIVEL — 1-3/4" to 4" STUDS (1-3/4" to 4" BASE DIAMETERS)

Steel	Stainless	Load	A	B	C	D	E	F	G
IL134-M6Gx1	IL134-M6Sx1	100	M6x1	1/2	3/4	1-3/4	1-3/4	1	3/16
IL134-M6G	IL134-M6S	100	M6x1	1/2	3/4	1-3/4	2-3/4	2	3/16
IL134-M8Gx1	IL134-M8Sx1	500	M8x1.25	1/2	3/4	1-3/4	1-3/4	1	3/16
IL134-M8G	IL134-M8S	500	M8x1.25	1/2	3/4	1-3/4	2-3/4	2	3/16
IL134-M10G	IL134-M10S	1000	M10x1.5	1/2	3/4	1-3/4	2-3/4	2	3/16
IL134-M12G	IL134-M12S	2000	M12x1.75	1/2	3/4	1-3/4	2-3/4	2	3/16
IL134-M16G	IL134-M16S	3000	M16x2.00	1/2	3/4	1-3/4	2-3/4	2	3/16
IL134-M20G	IL134-M20S	3000	M20x2.50	1/2	3/4	1-3/4	2-3/4	2	3/16
IL135-M6Gx1	IL135-M6Sx1	100	M6x1	1/2	3/4	2	1-3/4	1	3/16
IL135-M6G	IL135-M6S	100	M6x1	1/2	3/4	2	2-3/4	2	3/16
IL135-M8Gx1	IL135-M8Sx1	500	M8x1.25	1/2	3/4	2	1-3/4	1	3/16
IL135-M8G	IL135-M8S	500	M8x1.25	1/2	3/4	2	2-3/4	2	3/16
IL135-M10G	IL135-M10S	1000	M10x1.5	1/2	3/4	2	2-3/4	2	3/16
IL135-M12G	IL135-M12S	2000	M12x1.75	1/2	3/4	2	2-3/4	2	3/16
IL135-M16G	IL135-M16S	3000	M16x2.00	1/2	3/4	2	2-3/4	2	3/16
IL135-M20G	IL135-M20S	3000	M20x2.50	1/2	3/4	2	2-3/4	2	3/16
IL136-M6Gx1	IL136-M6Sx1	100	M6x1	1/2	3/4	3	1-3/4	1	3/16
IL136-M6G	IL136-M6S	100	M6x1	1/2	3/4	3	2-3/4	2	3/16
IL136-M8Gx1	IL136-M8Sx1	500	M8x1.25	1/2	3/4	3	1-3/4	1	3/16
IL136-M8G	IL136-M8S	500	M8x1.25	1/2	3/4	3	2-3/4	2	3/16
IL136-M10G	IL136-M10S	1000	M10x1.5	1/2	3/4	3	2-3/4	2	3/16
IL136-M12G	IL136-M12S	2000	M12x1.75	1/2	3/4	3	2-3/4	2	3/16
IL136-M16G	IL136-M16S	3000	M16x2.00	1/2	3/4	3	2-3/4	2	3/16
IL136-M20G	IL136-M20S	3000	M20x2.50	1/2	3/4	3	2-3/4	2	3/16
IL137-M6Gx1	IL137-M6Sx1	100	M6x1	1/2	3/4	4	1-3/4	1	3/16
IL137-M6G	IL137-M6S	100	M6x1	1/2	3/4	4	2-3/4	2	3/16
IL137-M8Gx1	IL137-M8Sx1	500	M8x1.25	1/2	3/4	4	1-3/4	1	3/16
IL137-M8G	IL137-M8S	500	M8x1.25	1/2	3/4	4	2-3/4	2	3/16
IL137-M10G	IL137-M10S	1000	M10x1.5	1/2	3/4	4	2-3/4	2	3/16
IL137-M12G	IL137-M12S	2000	M12x1.75	1/2	3/4	4	2-3/4	2	3/16
IL137-M16G	IL137-M16S	3000	M16x2.00	1/2	3/4	4	2-3/4	2	3/16
IL137-M20G	IL137-M20S	3000	M20x2.50	1/2	3/4	4	2-3/4	2	3/16

Top broached hex, "allen drive," (-BR) Thread & Hex Size table below:

Top Hex (Allen-drive) Thread & Hex Size							
Thread	M6x1	M8x1.25	M10x1.50	M12x1.75	M16x2.00	M20x2.50	M24x3.00
Hex Size	3mm	4mm	5mm	6mm	8mm	10mm	12mm



**INTERNATIONAL EQUIPMENT COMPONENTS, INC.**

Phone: 562.597.4533 eMail: sales@iec-corp.com

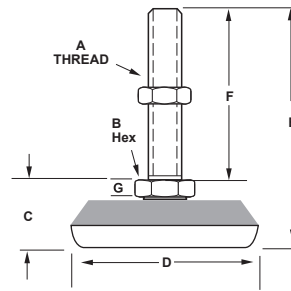
Web: www.iec-corp.com | www.levelingmounts.com

**MEDIUM-DUTY LEVELERS**

**SAUCER BASE® METRIC SWIVEL**

3" STUD LENGTHS

PATENT PENDING



**Medium Duty Low-Profile, SAUCER BASE® Metric Swivel Levelers**

The IEC Saucer Base® Swivel Metric Levelers have metric threads and a curved bottom edge design for improved sliding capability and are ideal for medium duty, high volume applications. These levelers use advanced 3D engineering design with composite materials and incorporate many features requested by commercial and retail customers. They are available with an optional Top-A-Just,™ internal top allen-drive broached hex (add -BR to P/N). Eight (8) nylon base sizes to choose from: 3/4" to 4", 1/2" thick with 15 degree swivel from centerline. Steel stud and jam nut with gold trivalent zinc plating.

**Features**

- Gold trivalent zinc
- Top hex drive (add -BR to P/N)
- Loads to 3000 lbs
- Corrosion resistant
- 15 degree swivel
- 8 base diameters
- Glass-filled nylon
- RoHS compliant
- Curved bottom edge for improved sliding
- Black base standard, to order wood brown, add -BN to p/n. To order metallic gray, add -GY to p/n.

**Applications**

- Appliances
- Displays
- Racks
- Vending Machines
- Stages
- Decks
- Electronic equipment
- Enclosures
- Conveyors
- Machinery
- Work tables

OPTIONAL BASE COLORS	OTHER FINISHES	TOP ALLEN-DRIVE BROACHED HEX (-BR)
	Standard finish is gold trivalent zinc. (shown to right) For black finish, see IEC's Ruggedized Light Duty Glide catalog.	 Top allen-drive broached hex (-BR) Dimension table at bottom of page.

**SAUCER BASE METRIC SWIVEL — 3" STUD LENGTHS (3/4" to 1-1/2" BASE DIAMETERS)**

Steel	Stainless	Load	A	B	C	D	E	F	G
IL130-M6Gx3	IL130-M6Sx3	100	M6x1	1/2	3/4	3/4	3-3/4	3	3/16
IL130-M8Gx3	IL130-M8Sx3	500	M8x1.25	1/2	3/4	3/4	3-3/4	3	3/16
IL130-M10Gx3	IL130-M10Sx3	1000	M10x1.50	1/2	3/4	3/4	3-3/4	3	3/16
IL130-M12Gx3	IL130-M12Sx3	2000	M12x1.75	1/2	3/4	3/4	3-3/4	3	3/16
IL130-M16Gx3	IL130-M16Sx3	3000	M16x2.00	5/8	3/4	3/4	3-3/4	3	3/16
IL130-M20Gx3	IL130-M20Sx3	3000	M20x2.50	3/4	3/4	3/4	3-3/4	3	3/16
IL131-M6Gx3	IL131-M6Sx3	100	M6x1	1/2	3/4	1	3-3/4	3	3/16
IL131-M8Gx3	IL131-M8Sx3	500	M8x1.25	1/2	3/4	1	3-3/4	3	3/16
IL131-M10Gx3	IL131-M10Sx3	1000	M10x1.50	1/2	3/4	1	3-3/4	3	3/16
IL131-M12Gx3	IL131-M12Sx3	2000	M12x1.75	1/2	3/4	1	3-3/4	3	3/16
IL131-M16Gx3	IL131-M16Sx3	3000	M16x2.00	5/8	3/4	1	3-3/4	3	3/16
IL131-M20Gx3	IL131-M20Sx3	3000	M20x2.50	3/4	3/4	1	3-3/4	3	3/16
IL132-M6Gx3	IL132-M6Sx3	100	M6x1	1/2	3/4	1-1/4	3-3/4	3	3/16
IL132-M8Gx3	IL132-M8Sx3	500	M8x1.25	1/2	3/4	1-1/4	3-3/4	3	3/16
IL132-M10Gx3	IL132-M10Sx3	1000	M10x1.50	1/2	3/4	1-1/4	3-3/4	3	3/16
IL132-M12Gx3	IL132-M12Sx3	2000	M12x1.75	1/2	3/4	1-1/4	3-3/4	3	3/16
IL132-M16Gx3	IL132-M16Sx3	3000	M16x2.00	5/8	3/4	1-1/4	3-3/4	3	3/16
IL132-M20Gx3	IL132-M20Sx3	3000	M20x2.50	3/4	3/4	1-1/4	3-3/4	3	3/16
IL133-M6Gx3	IL133-M6Sx3	100	M6x1	1/2	3/4	1-1/2	3-3/4	3	3/16
IL133-M8Gx3	IL133-M8Sx3	500	M8x1.25	1/2	3/4	1-1/2	3-3/4	3	3/16
IL133-M10Gx3	IL133-M10Sx3	1000	M10x1.50	1/2	3/4	1-1/2	3-3/4	3	3/16
IL133-M12Gx3	IL133-M12Sx3	2000	M12x1.75	1/2	3/4	1-1/2	3-3/4	3	3/16
IL133-M16Gx3	IL133-M16Sx3	3000	M16x2.00	5/8	3/4	1-1/2	3-3/4	3	3/16
IL133-M20Gx3	IL133-M20Sx3	3000	M20x2.50	3/4	3/4	1-1/2	3-3/4	3	3/16

Top broached hex, "allen drive," (-BR) Thread & Hex Size table below:

Top Hex (Allen-drive) Thread & Hex Size							
Thread	M6x1	M8x1.25	M10x1.50	M12x1.75	M16x2.00	M20x2.50	M24x3.00
Hex Size	3mm	4mm	5mm	6mm	8mm	10mm	12mm



**INTERNATIONAL EQUIPMENT COMPONENTS, INC.**

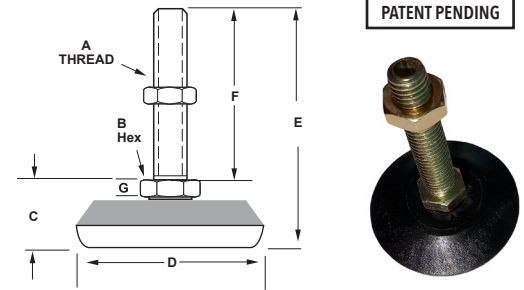
Phone: 562.597.4533 eMail: sales@iec-corp.com

Web: www.iec-corp.com | www.levelingmounts.com

**MEDIUM-DUTY LEVELERS**  
**SAUCER BASE® METRIC SWIVEL**  
**3" STUD LENGTHS**

**Medium Duty Low-Profile, SAUCER BASE® Metric Swivel Levelers**

The IEC Saucer Base® Metric Swivel Levelers have metric threads and a curved bottom edge design for improved sliding capability and are ideal for medium duty, high volume applications. These levelers use advanced 3D engineering design with composite materials and incorporate many features requested by commercial and retail customers. They are available with an optional Top-A-Just,™ internal top allen-drive broached hex (add -BR to P/N). Eight (8) nylon base sizes to choose from: 3/4" to 4", 1/2" thick with 15 degree swivel from centerline. Steel stud and jam nut with gold trivalent zinc plating.



**Features**

- Gold trivalent zinc
- Top hex drive (add -BR to P/N)
- Loads to 3000 lbs
- Corrosion resistant
- 15 degree swivel
- 8 base diameters
- Glass-filled nylon
- RoHS compliant
- Curved bottom edge for improved sliding
- Black base standard, to order wood brown, add -BN to p/n. To order metallic gray, add -GY to p/n.

**Applications**

- Appliances
- Displays
- Racks
- Vending Machines
- Stages
- Decks
- Electronic equipment
- Enclosures
- Conveyors
- Machinery
- Work tables

OPTIONAL BASE COLORS	OTHER FINISHES	TOP ALLEN-DRIVE BROACHED HEX (-BR)
	Standard finish is gold trivalent zinc. (shown to right) For black finish, see IEC's Ruggedized Light Duty Glide catalog.	 Top allen-drive broached hex (-BR) Dimension table at bottom of page.

**SAUCER BASE METRIC SWIVEL — 3" STUD LENGTHS (1-3/4" to 4" BASE DIAMETERS)**

Steel	Stainless	Load	A	B	C	D	E	F	G
IL134-M6Gx3	IL134-M6Sx3	100	M6x1	1/2	3/4	1-3/4	3-3/4	3	3/16
IL134-M8Gx3	IL134-M8Sx3	500	M8x1.25	1/2	3/4	1-3/4	3-3/4	3	3/16
IL134-M10Gx3	IL134-M10Sx3	1000	M10x1.50	1/2	3/4	1-3/4	3-3/4	3	3/16
IL134-M12Gx3	IL134-M12Sx3	2000	M12x1.75	1/2	3/4	1-3/4	3-3/4	3	3/16
IL134-M16Gx3	IL134-M16Sx3	3000	M16x2.00	5/8	3/4	1-3/4	3-3/4	3	3/16
IL134-M20Gx3	IL134-M20Sx3	3000	M20x2.50	3/4	3/4	1-3/4	3-3/4	3	3/16
IL135-M6Gx3	IL135-M6Sx3	100	M6x1	1/2	3/4	2	3-3/4	3	3/16
IL135-M8Gx3	IL135-M8Sx3	500	M8x1.25	1/2	3/4	2	3-3/4	3	3/16
IL135-M10Gx3	IL135-M10Sx3	1000	M10x1.50	1/2	3/4	2	3-3/4	3	3/16
IL135-M12Gx3	IL135-M12Sx3	2000	M12x1.75	1/2	3/4	2	3-3/4	3	3/16
IL135-M16Gx3	IL135-M16Sx3	3000	M16x2.00	5/8	3/4	2	3-3/4	3	3/16
IL135-M20Gx3	IL135-M20Sx3	3000	M20x2.50	3/4	3/4	2	3-3/4	3	3/16
IL136-M6Gx3	IL136-M6Sx3	100	M6x1	1/2	3/4	3	3-3/4	3	3/16
IL136-M8Gx3	IL136-M8Sx3	500	M8x1.25	1/2	3/4	3	3-3/4	3	3/16
IL136-M10Gx3	IL136-M10Sx3	1000	M10x1.50	1/2	3/4	3	3-3/4	3	3/16
IL136-M12Gx3	IL136-M12Sx3	2000	M12x1.75	1/2	3/4	3	3-3/4	3	3/16
IL136-M16Gx3	IL136-M16Sx3	3000	M16x2.00	5/8	3/4	3	3-3/4	3	3/16
IL136-M20Gx3	IL136-M20Sx3	3000	M20x2.50	3/4	3/4	3	3-3/4	3	3/16
IL137-M6Gx3	IL137-M6Sx3	100	M6x1	1/2	3/4	4	3-3/4	3	3/16
IL137-M8Gx3	IL137-M8Sx3	500	M8x1.25	1/2	3/4	4	3-3/4	3	3/16
IL137-M10Gx3	IL137-M10Sx3	1000	M10x1.50	1/2	3/4	4	3-3/4	3	3/16
IL137-M12Gx3	IL137-M12Sx3	2000	M12x1.75	1/2	3/4	4	3-3/4	3	3/16
IL137-M16Gx3	IL137-M16Sx3	3000	M16x2.00	5/8	3/4	4	3-3/4	3	3/16
IL137-M20Gx3	IL137-M20Sx3	3000	M20x2.50	3/4	3/4	4	3-3/4	3	3/16

Top broached hex, "allen drive," (-BR) Thread & Hex Size table below:

Top Hex (Allen-drive) Thread & Hex Size							
Thread	M6x1	M8x1.25	M10x1.50	M12x1.75	M16x2.00	M20x2.50	M24x3.00
Hex Size	3mm	4mm	5mm	6mm	8mm	10mm	12mm



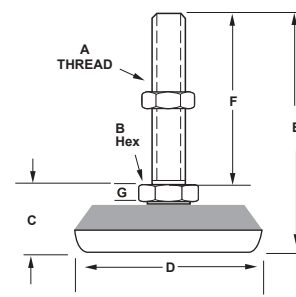
**INTERNATIONAL EQUIPMENT COMPONENTS, INC.**

Phone: 562.597.4533 eMail: sales@iec-corp.com

Web: www.iec-corp.com | www.levelingmounts.com

**MEDIUM-DUTY LEVELERS**  
**SAUCER BASE® METRIC SWIVEL**  
 4" STUD LENGTHS

PATENT PENDING



**Medium Duty Low-Profile, SAUCER BASE® Metric Swivel Levelers**

The IEC Saucer Base® Swivel Metric Levelers have metric threads and a curved bottom edge design for improved sliding capability and are ideal for medium duty, high volume applications. These levelers use advanced 3D engineering design with composite materials and incorporate many features requested by commercial and retail customers. They are available with an optional Top-A-Just,™ internal top allen-drive broached hex (add -BR to P/N). Eight (8) nylon base sizes to choose from: 3/4" to 4", 1/2" thick with 15 degree swivel from centerline. Steel stud and jam nut with gold trivalent zinc plating.

**Features**

- Gold trivalent zinc
- Top hex drive (add -BR to P/N)
- Loads to 3000 lbs
- Corrosion resistant
- 15 degree swivel
- 8 base diameters
- Glass-filled nylon
- RoHS compliant
- Curved bottom edge for improved sliding
- Black base standard, to order wood brown, add -BN to p/n. To order metallic gray, add -GY to p/n.

**Applications**

- Appliances
- Displays
- Racks
- Vending Machines
- Stages
- Decks
- Electronic equipment
- Enclosures
- Conveyors
- Machinery
- Work tables

OPTIONAL BASE COLORS	OTHER FINISHES	TOP ALLEN-DRIVE BROACHED HEX (-BR)
	Standard finish is gold trivalent zinc. (shown to right) For black finish, see IEC's Ruggedized Light Duty Glide catalog.	 Top allen-drive broached hex (-BR) Dimension table at bottom of page.

**SAUCER BASE METRIC SWIVEL — 4" STUD LENGTHS (3/4" to 1-1/2" BASE DIAMETERS)**

Steel	Stainless	Load	A	B	C	D	E	F	G
IL130-M8Gx4	IL130-M8Sx4	500	M8x1.25	1/2	3/4	3/4	4-3/4	4	3/16
IL130-M10Gx4	IL130-M10Sx4	1000	M10x1.50	1/2	3/4	3/4	4-3/4	4	3/16
IL130-M12Gx4	IL130-M12Sx4	2000	M12x1.75	1/2	3/4	3/4	4-3/4	4	3/16
IL130-M16Gx4	IL130-M16Sx4	3000	M16x2.00	5/8	3/4	3/4	4-3/4	4	3/16
IL130-M20Gx4	IL130-M20Sx4	3000	M20x2.50	3/4	3/4	3/4	4-3/4	4	3/16
IL131-M8Gx4	IL131-M8Sx4	500	M8x1.25	1/2	3/4	1	4-3/4	4	3/16
IL131-M10Gx4	IL131-M10Sx4	1000	M10x1.50	1/2	3/4	1	4-3/4	4	3/16
IL131-M12Gx4	IL131-M12Sx4	2000	M12x1.75	1/2	3/4	1	4-3/4	4	3/16
IL131-M16Gx4	IL131-M16Sx4	3000	M16x2.00	5/8	3/4	1	4-3/4	4	3/16
IL131-M20Gx4	IL131-M20Sx4	3000	M20x2.50	3/4	3/4	1	4-3/4	4	3/16
IL132-M8Gx4	IL132-M8Sx4	500	M8x1.25	1/2	3/4	1-1/4	4-3/4	4	3/16
IL132-M10Gx4	IL132-M10Sx4	1000	M10x1.50	1/2	3/4	1-1/4	4-3/4	4	3/16
IL132-M12Gx4	IL132-M12Sx4	2000	M12x1.75	1/2	3/4	1-1/4	4-3/4	4	3/16
IL132-M16Gx4	IL132-M16Sx4	3000	M16x2.00	5/8	3/4	1-1/4	4-3/4	4	3/16
IL132-M20Gx4	IL132-M20Sx4	3000	M20x2.50	3/4	3/4	1-1/4	4-3/4	4	3/16
IL133-M8Gx4	IL133-M8Sx4	500	M8x1.25	1/2	3/4	1-1/2	4-3/4	4	3/16
IL133-M10Gx4	IL133-M10Sx4	1000	M10x1.50	1/2	3/4	1-1/2	4-3/4	4	3/16
IL133-M12Gx4	IL133-M12Sx4	2000	M12x1.75	1/2	3/4	1-1/2	4-3/4	4	3/16
IL133-M16Gx4	IL133-M16Sx4	3000	M16x2.00	5/8	3/4	1-1/2	4-3/4	4	3/16
IL133-M20Gx4	IL133-M20Sx4	3000	M20x2.50	3/4	3/4	1-1/2	4-3/4	4	3/16

**Top broached hex, "allen drive," (-BR) Thread & Hex Size table below:**

Top Hex (Allen-drive) Thread & Hex Size							
Thread	M6x1	M8x1.25	M10x1.50	M12x1.75	M16x2.00	M20x2.50	M24x3.00
Hex Size	3mm	4mm	5mm	6mm	8mm	10mm	12mm



**INTERNATIONAL EQUIPMENT COMPONENTS, INC.**

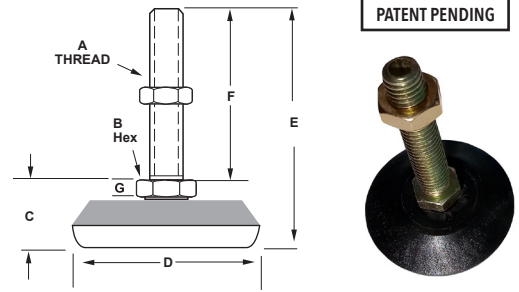
Phone: 562.597.4533 eMail: sales@iec-corp.com

Web: www.iec-corp.com | www.levelingmounts.com

**MEDIUM-DUTY LEVELERS**  
**SAUCER BASE® METRIC SWIVEL**  
**4" STUD LENGTHS**

**Medium Duty Low-Profile, SAUCER BASE® Metric Swivel Levelers**

The IEC Saucer Base® Metric Swivel Levelers have metric threads and a curved bottom edge design for improved sliding capability and are ideal for medium duty, high volume applications. These levelers use advanced 3D engineering design with composite materials and incorporate many features requested by commercial and retail customers. They are available with an optional Top-A-Just,™ internal top allen-drive broached hex (add -BR to P/N). Eight (8) nylon base sizes to choose from: 3/4" to 4", 1/2" thick with 15 degree swivel from centerline. Steel stud and jam nut with gold trivalent zinc plating.



**Features**

- Gold trivalent zinc
- Top hex drive (add -BR to P/N)
- Loads to 3000 lbs
- Corrosion resistant
- 15 degree swivel
- 8 base diameters
- Glass-filled nylon
- RoHS compliant
- Curved bottom edge for improved sliding
- Black base standard, to order wood brown, add -BN to p/n.  
To order metallic gray, add -GY to p/n.

**Applications**

- Appliances
- Displays
- Racks
- Vending Machines
- Stages
- Decks
- Electronic equipment
- Enclosures
- Conveyors
- Machinery
- Work tables

OPTIONAL BASE COLORS	OTHER FINISHES	TOP ALLEN-DRIVE BROACHED HEX (-BR)
	Standard finish is gold trivalent zinc. (shown to right) For black finish, see IEC's Ruggedized Light Duty Glide catalog.	 Top allen-drive broached hex (-BR) Dimension table at bottom of page.

**SAUCER BASE METRIC SWIVEL — 4" STUD LENGTHS (1-3/4" to 4" BASE DIAMETERS)**

Steel	Stainless	Load	A	B	C	D	E	F	G
IL134-M8Gx4	IL134-M8Sx4	500	M8x1.25	1/2	3/4	1-3/4	4-3/4	4	3/16
IL134-M10Gx4	IL134-M10Sx4	1000	M10x1.50	1/2	3/4	1-3/4	4-3/4	4	3/16
IL134-M12Gx4	IL134-M12Sx4	2000	M12x1.75	1/2	3/4	1-3/4	4-3/4	4	3/16
IL134-M16Gx4	IL134-M16Sx4	3000	M16x2.00	5/8	3/4	1-3/4	4-3/4	4	3/16
IL134-M20Gx4	IL134-M20Sx4	3000	M20x2.50	3/4	3/4	1-3/4	4-3/4	4	3/16
IL135-M8Gx4	IL135-M8Sx4	500	M8x1.25	1/2	3/4	2	4-3/4	4	3/16
IL135-M10Gx4	IL135-M10Sx4	1000	M10x1.50	1/2	3/4	2	4-3/4	4	3/16
IL135-M12Gx4	IL135-M12Sx4	2000	M12x1.75	1/2	3/4	2	4-3/4	4	3/16
IL135-M16Gx4	IL135-M16Sx4	3000	M16x2.00	5/8	3/4	2	4-3/4	4	3/16
IL135-M20Gx4	IL135-M20Sx4	3000	M20x2.50	3/4	3/4	2	4-3/4	4	3/16
IL136-M8Gx4	IL136-M8Sx4	500	M8x1.25	1/2	3/4	3	4-3/4	4	3/16
IL136-M10Gx4	IL136-M10Sx4	1000	M10x1.50	1/2	3/4	3	4-3/4	4	3/16
IL136-M12Gx4	IL136-M12Sx4	2000	M12x1.75	1/2	3/4	3	4-3/4	4	3/16
IL136-M16Gx4	IL136-M16Sx4	3000	M16x2.00	5/8	3/4	3	4-3/4	4	3/16
IL136-M20Gx4	IL136-M20Sx4	3000	M20x2.50	3/4	3/4	3	4-3/4	4	3/16
IL137-M8Gx4	IL137-M8Sx4	500	M8x1.25	1/2	3/4	4	4-3/4	4	3/16
IL137-M10Gx4	IL137-M10Sx4	1000	M10x1.50	1/2	3/4	4	4-3/4	4	3/16
IL137-M12Gx4	IL137-M12Sx4	2000	M12x1.75	1/2	3/4	4	4-3/4	4	3/16
IL137-M16Gx4	IL137-M16Sx4	3000	M16x2.00	5/8	3/4	4	4-3/4	4	3/16
IL137-M20Gx4	IL137-M20Sx4	3000	M20x2.50	3/4	3/4	4	4-3/4	4	3/16

Top broached hex, "allen drive," (-BR) Thread & Hex Size table below:

Top Hex (Allen-drive) Thread & Hex Size							
Thread	M6x1	M8x1.25	M10x1.50	M12x1.75	M16x2.00	M20x2.50	M24x3.00
Hex Size	3mm	4mm	5mm	6mm	8mm	10mm	12mm



**INTERNATIONAL EQUIPMENT COMPONENTS, INC.**

Phone: 562.597.4533 eMail: sales@iec-corp.com

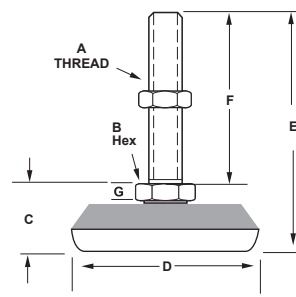
Web: www.iec-corp.com | www.levelingmounts.com

**MEDIUM-DUTY LEVELERS**  
**SAUCER BASE® METRIC SWIVEL**  
 5" STUD LENGTHS

PATENT PENDING

**Medium Duty Low-Profile, SAUCER BASE® Metric Swivel Levelers**

The IEC Saucer Base® Swivel Metric Levelers have metric threads and a curved bottom edge design for improved sliding capability and are ideal for medium duty, high volume applications. These levelers use advanced 3D engineering design with composite materials and incorporate many features requested by commercial and retail customers. They are available with an optional Top-A-Just™ internal top allen-drive broached hex (add -BR to P/N). Eight (8) nylon base sizes to choose from: 3/4" to 4", 1/2" thick with 15 degree swivel from centerline. Steel stud and jam nut with gold trivalent zinc plating.



**Features**

- Gold trivalent zinc
- Top hex drive (add -BR to P/N)
- Loads to 3000 lbs
- Corrosion resistant
- 15 degree swivel
- 8 base diameters
- Glass-filled nylon
- RoHS compliant
- Curved bottom edge for improved sliding
- Black base standard, to order wood brown, add -BN to p/n. To order metallic gray, add -GY to p/n.

**Applications**

- Appliances
- Displays
- Racks
- Vending Machines
- Stages
- Decks
- Electronic equipment
- Enclosures
- Conveyors
- Machinery
- Work tables

OPTIONAL BASE COLORS	OTHER FINISHES	TOP ALLEN-DRIVE BROACHED HEX (-BR)
	Standard finish is gold trivalent zinc. (shown to right) For black finish, see IEC's Ruggedized Light Duty Glide catalog.	 Top allen-drive broached hex (-BR) Dimension table at bottom of page.

**SAUCER BASE METRIC SWIVEL — 5" STUD LENGTHS (3/4" to 1-1/2" BASE DIAMETERS)**

Steel	Stainless	Load	A	B	C	D	E	F	G
IL130-M8Gx5	IL130-M8Sx5	500	M8x1.25	1/2	3/4	3/4	5-3/4	5	3/16
IL130-M10Gx5	IL130-M10Sx5	1000	M10x1.50	1/2	3/4	3/4	5-3/4	5	3/16
IL130-M12Gx5	IL130-M12Sx5	2000	M12x1.75	1/2	3/4	3/4	5-3/4	5	3/16
IL130-M16Gx5	IL130-M16Sx5	3000	M16x2.00	5/8	3/4	3/4	5-3/4	5	3/16
IL130-M20Gx5	IL130-M20Sx5	3000	M20x2.50	3/4	3/4	3/4	5-3/4	5	3/16
IL131-M8Gx5	IL131-M8Sx5	500	M8x1.25	1/2	3/4	1	5-3/4	5	3/16
IL131-M10Gx5	IL131-M10Sx5	1000	M10x1.50	1/2	3/4	1	5-3/4	5	3/16
IL131-M12Gx5	IL131-M12Sx5	2000	M12x1.75	1/2	3/4	1	5-3/4	5	3/16
IL131-M16Gx5	IL131-M16Sx5	3000	M16x2.00	5/8	3/4	1	5-3/4	5	3/16
IL131-M20Gx5	IL131-M20Sx5	3000	M20x2.50	3/4	3/4	1	5-3/4	5	3/16
IL132-M8Gx5	IL132-M8Sx5	500	M8x1.25	1/2	3/4	1-1/4	5-3/4	5	3/16
IL132-M10Gx5	IL132-M10Sx5	1000	M10x1.50	1/2	3/4	1-1/4	5-3/4	5	3/16
IL132-M12Gx5	IL132-M12Sx5	2000	M12x1.75	1/2	3/4	1-1/4	5-3/4	5	3/16
IL132-M16Gx5	IL132-M16Sx5	3000	M16x2.00	5/8	3/4	1-1/4	5-3/4	5	3/16
IL132-M20Gx5	IL132-M20Sx5	3000	M20x2.50	3/4	3/4	1-1/4	5-3/4	5	3/16
IL133-M8Gx5	IL133-M8Sx5	500	M8x1.25	1/2	3/4	1-1/2	5-3/4	5	3/16
IL133-M10Gx5	IL133-M10Sx5	1000	M10x1.50	1/2	3/4	1-1/2	5-3/4	5	3/16
IL133-M12Gx5	IL133-M12Sx5	2000	M12x1.75	1/2	3/4	1-1/2	5-3/4	5	3/16
IL133-M16Gx5	IL133-M16Sx5	3000	M16x2.00	5/8	3/4	1-1/2	5-3/4	5	3/16
IL133-M20Gx5	IL133-M20Sx5	3000	M20x2.50	3/4	3/4	1-1/2	5-3/4	5	3/16

Top broached hex, "allen drive," (-BR) Thread & Hex Size table below:

Top Hex (Allen-drive) Thread & Hex Size							
Thread	M6x1	M8x1.25	M10x1.50	M12x1.75	M16x2.00	M20x2.50	M24x3.00
Hex Size	3mm	4mm	5mm	6mm	8mm	10mm	12mm



**INTERNATIONAL EQUIPMENT COMPONENTS, INC.**

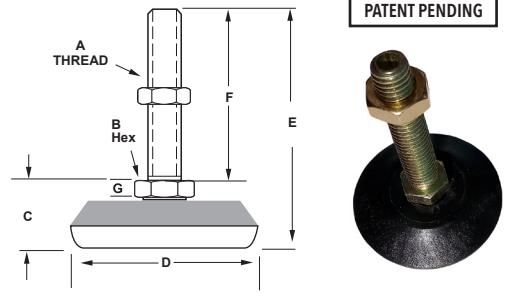
Phone: 562.597.4533 eMail: sales@iec-corp.com

Web: www.iec-corp.com | www.levelingmounts.com

**MEDIUM-DUTY LEVELERS**  
**SAUCER BASE® METRIC SWIVEL**  
**5" STUD LENGTHS**

**Medium Duty Low-Profile, SAUCER BASE® Metric Swivel Levelers**

The IEC Saucer Base® Metric Swivel Levelers have metric threads and a curved bottom edge design for improved sliding capability and are ideal for medium duty, high volume applications. These levelers use advanced 3D engineering design with composite materials and incorporate many features requested by commercial and retail customers. They are available with an optional Top-A-Just,™ internal top allen-drive broached hex (add -BR to P/N). Eight (8) nylon base sizes to choose from: 3/4" to 4", 1/2" thick with 15 degree swivel from centerline. Steel stud and jam nut with gold trivalent zinc plating.



**Features**

- Gold trivalent zinc
- Top hex drive (add -BR to P/N)
- Loads to 3000 lbs
- Corrosion resistant
- 15 degree swivel
- 8 base diameters
- Glass-filled nylon
- RoHS compliant
- Curved bottom edge for improved sliding
- Black base standard, to order wood brown, add -BN to p/n. To order metallic gray, add -GY to p/n.

**Applications**

- Appliances
- Displays
- Racks
- Vending Machines
- Stages
- Decks
- Electronic equipment
- Enclosures
- Conveyors
- Machinery
- Work tables

OPTIONAL BASE COLORS	OTHER FINISHES	TOP ALLEN-DRIVE BROACHED HEX (-BR)
	Standard finish is gold trivalent zinc. (shown to right) For black finish, see IEC's Ruggedized Light Duty Glide catalog.	 Top allen-drive broached hex (-BR) Dimension table at bottom of page.

SAUCER BASE METRIC SWIVEL — 5" STUD LENGTHS (1-3/4" to 4" BASE DIAMETERS)

Steel	Stainless	Load	A	B	C	D	E	F	G
IL134-M8Gx5	IL134-M8Sx5	500	M8x1.25	1/2	3/4	1-3/4	5-3/4	5	3/16
IL134-M10Gx5	IL134-M10Sx5	1000	M10x1.50	1/2	3/4	1-3/4	5-3/4	5	3/16
IL134-M12Gx5	IL134-M12Sx5	2000	M12x1.75	1/2	3/4	1-3/4	5-3/4	5	3/16
IL134-M16Gx5	IL134-M16Sx5	3000	M16x2.00	5/8	3/4	1-3/4	5-3/4	5	3/16
IL134-M20Gx5	IL134-M20Sx5	3000	M20x2.50	3/4	3/4	1-3/4	5-3/4	5	3/16
IL135-M8Gx5	IL135-M8Sx5	500	M8x1.25	1/2	3/4	2	5-3/4	5	3/16
IL135-M10Gx5	IL135-M10Sx5	1000	M10x1.50	1/2	3/4	2	5-3/4	5	3/16
IL135-M12Gx5	IL135-M12Sx5	2000	M12x1.75	1/2	3/4	2	5-3/4	5	3/16
IL135-M16Gx5	IL135-M16Sx5	3000	M16x2.00	5/8	3/4	2	5-3/4	5	3/16
IL135-M20Gx5	IL135-M20Sx5	3000	M20x2.50	3/4	3/4	2	5-3/4	5	3/16
IL136-M8Gx5	IL136-M8Sx5	500	M8x1.25	1/2	3/4	3	5-3/4	5	3/16
IL136-M10Gx5	IL136-M10Sx5	1000	M10x1.50	1/2	3/4	3	5-3/4	5	3/16
IL136-M12Gx5	IL136-M12Sx5	2000	M12x1.75	1/2	3/4	3	5-3/4	5	3/16
IL136-M16Gx5	IL136-M16Sx5	3000	M16x2.00	5/8	3/4	3	5-3/4	5	3/16
IL136-M20Gx5	IL136-M20Sx5	3000	M20x2.50	3/4	3/4	3	5-3/4	5	3/16
IL137-M8Gx5	IL137-M8Sx5	500	M8x1.25	1/2	3/4	4	5-3/4	5	3/16
IL137-M10Gx5	IL137-M10Sx5	1000	M10x1.50	1/2	3/4	4	5-3/4	5	3/16
IL137-M12Gx5	IL137-M12Sx5	2000	M12x1.75	1/2	3/4	4	5-3/4	5	3/16
IL137-M16Gx5	IL137-M16Sx5	3000	M16x2.00	5/8	3/4	4	5-3/4	5	3/16
IL137-M20Gx5	IL137-M20Sx5	3000	M20x2.50	3/4	3/4	4	5-3/4	5	3/16

Top broached hex, "allen drive," (-BR) Thread & Hex Size table below:

Top Hex (Allen-drive) Thread & Hex Size							
Thread	M6x1	M8x1.25	M10x1.50	M12x1.75	M16x2.00	M20x2.50	M24x3.00
Hex Size	3mm	4mm	5mm	6mm	8mm	10mm	12mm





**INTERNATIONAL EQUIPMENT COMPONENTS, INC.**

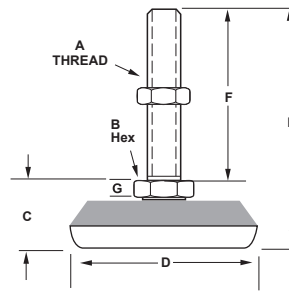
Phone: 562.597.4533 eMail: sales@iec-corp.com

Web: www.iec-corp.com | www.levelingmounts.com

**MEDIUM-DUTY LEVELERS**  
**SAUCER BASE® METRIC SWIVEL**  
 6" STUD LENGTHS

**Medium Duty Low-Profile, SAUCER BASE® Metric Swivel Levelers**

The IEC Saucer Base® Swivel Metric Levelers have metric threads and a curved bottom edge design for improved sliding capability and are ideal for medium duty, high volume applications. These levelers use advanced 3D engineering design with composite materials and incorporate many features requested by commercial and retail customers. They are available with an optional Top-A-Just,™ internal top allen-drive broached hex (add -BR to P/N). Eight (8) nylon base sizes to choose from: 3/4" to 4", 1/2" thick with 15 degree swivel from centerline. Steel stud and jam nut with gold trivalent zinc plating.



PATENT PENDING



**Features**

- Gold trivalent zinc
- Top hex drive (add -BR to P/N)
- Loads to 3000 lbs
- Corrosion resistant
- 15 degree swivel
- 8 base diameters
- Glass-filled nylon
- RoHS compliant
- Curved bottom edge for improved sliding
- Black base standard, to order wood brown, add -BN to p/n. To order metallic gray, add -GY to p/n.

**Applications**

- Appliances
- Displays
- Racks
- Vending Machines
- Stages
- Decks
- Electronic equipment
- Enclosures

- Conveyors
- Machinery
- Work tables

OPTIONAL BASE COLORS	OTHER FINISHES	TOP ALLEN-DRIVE BROACHED HEX (-BR)
	Standard finish is gold trivalent zinc. (shown to right) For black finish, see IEC's Ruggedized Light Duty Glide catalog.	 Top allen-drive broached hex (-BR) Dimension table at bottom of page.

**SAUCER BASE METRIC SWIVEL — 6" STUD LENGTHS (3/4" to 1-1/2" BASE DIAMETERS)**

Steel	Stainless	Load	A	B	C	D	E	F	G
IL130-M8Gx6	IL130-M8Sx6	500	M8x1.25	1/2	3/4	3/4	6-3/4	6	3/16
IL130-M10Gx6	IL130-M10Sx6	1000	M10x1.50	1/2	3/4	3/4	6-3/4	6	3/16
IL130-M12Gx6	IL130-M12Sx6	2000	M12x1.75	1/2	3/4	3/4	6-3/4	6	3/16
IL130-M16Gx6	IL130-M16Sx6	3000	M16x2.00	5/8	3/4	3/4	6-3/4	6	3/16
IL130-M20Gx6	IL130-M20Sx6	3000	M20x2.50	3/4	3/4	3/4	6-3/4	6	3/16
IL131-M8Gx6	IL131-M8Sx6	500	M8x1.25	1/2	3/4	1	6-3/4	6	3/16
IL131-M10Gx6	IL131-M10Sx6	1000	M10x1.50	1/2	3/4	1	6-3/4	6	3/16
IL131-M12Gx6	IL131-M12Sx6	2000	M12x1.75	1/2	3/4	1	6-3/4	6	3/16
IL131-M16Gx6	IL131-M16Sx6	3000	M16x2.00	5/8	3/4	1	6-3/4	6	3/16
IL131-M20Gx6	IL131-M20Sx6	3000	M20x2.50	3/4	3/4	1	6-3/4	6	3/16
IL132-M8Gx6	IL132-M8Sx6	500	M8x1.25	1/2	3/4	1-1/4	6-3/4	6	3/16
IL132-M10Gx6	IL132-M10Sx6	1000	M10x1.50	1/2	3/4	1-1/4	6-3/4	6	3/16
IL132-M12Gx6	IL132-M12Sx6	2000	M12x1.75	1/2	3/4	1-1/4	6-3/4	6	3/16
IL132-M16Gx6	IL132-M16Sx6	3000	M16x2.00	5/8	3/4	1-1/4	6-3/4	6	3/16
IL132-M20Gx6	IL132-M20Sx6	3000	M20x2.50	3/4	3/4	1-1/4	6-3/4	6	3/16
IL133-M8Gx6	IL133-M8Sx6	500	M8x1.25	1/2	3/4	1-1/2	6-3/4	6	3/16
IL133-M10Gx6	IL133-M10Sx6	1000	M10x1.50	1/2	3/4	1-1/2	6-3/4	6	3/16
IL133-M12Gx6	IL133-M12Sx6	2000	M12x1.75	1/2	3/4	1-1/2	6-3/4	6	3/16
IL133-M16Gx6	IL133-M16Sx6	3000	M16x2.00	5/8	3/4	1-1/2	6-3/4	6	3/16
IL133-M20Gx6	IL133-M20Sx6	3000	M20x2.50	3/4	3/4	1-1/2	6-3/4	6	3/16

Top broached hex, "allen drive," (-BR) Thread & Hex Size table below:

Top Hex (Allen-drive) Thread & Hex Size							
Thread	M6x1	M8x1.25	M10x1.50	M12x1.75	M16x2.00	M20x2.50	M24x3.00
Hex Size	3mm	4mm	5mm	6mm	8mm	10mm	12mm



**INTERNATIONAL EQUIPMENT COMPONENTS, INC.**

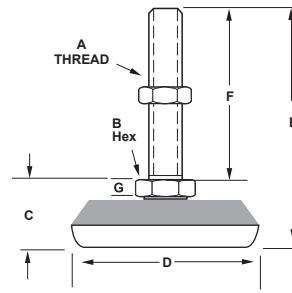
Phone: 562.597.4533 eMail: sales@iec-corp.com

Web: www.iec-corp.com | www.levelingmounts.com

**MEDIUM-DUTY LEVELERS**  
**SAUCER BASE® METRIC SWIVEL**  
**6" STUD LENGTHS**

**Medium Duty Low-Profile, SAUCER BASE® Metric Swivel Levelers**

The IEC Saucer Base® Metric Swivel Levelers have metric threads and a curved bottom edge design for improved sliding capability and are ideal for medium duty, high volume applications. These levelers use advanced 3D engineering design with composite materials and incorporate many features requested by commercial and retail customers. They are available with an optional Top-A-Just,™ internal top allen-drive broached hex (add -BR to P/N). Eight (8) nylon base sizes to choose from: 3/4" to 4", 1/2" thick with 15 degree swivel from centerline. Steel stud and jam nut with gold trivalent zinc plating.



PATENT PENDING



**Features**

- Gold trivalent zinc
- Top hex drive (add -BR to P/N)
- Loads to 3000 lbs
- Corrosion resistant
- 15 degree swivel
- 8 base diameters
- Glass-filled nylon
- RoHS compliant
- Curved bottom edge for improved sliding
- Black base standard, to order wood brown, add -BN to p/n. To order metallic gray, add -GY to p/n.

**Applications**

- Appliances
- Displays
- Racks
- Vending Machines
- Stages
- Decks
- Electronic equipment
- Enclosures
- Conveyors
- Machinery
- Work tables

OPTIONAL BASE COLORS	OTHER FINISHES	TOP ALLEN-DRIVE BROACHED HEX (-BR)
	Standard finish is gold trivalent zinc. (shown to right) For black finish, see IEC's Ruggedized Light Duty Glide catalog.	 Top allen-drive broached hex (-BR) Dimension table at bottom of page.

**SAUCER BASE METRIC SWIVEL — 6" STUD LENGTHS (1-3/4" to 4" BASE DIAMETERS)**

Steel	Stainless	Load	A	B	C	D	E	F	G
IL134-M8Gx6	IL134-M8Sx6	500	M8x1.25	1/2	3/4	1-3/4	6-3/4	6	3/16
IL134-M10Gx6	IL134-M10Sx6	1000	M10x1.50	1/2	3/4	1-3/4	6-3/4	6	3/16
IL134-M12Gx6	IL134-M12Sx6	2000	M12x1.75	1/2	3/4	1-3/4	6-3/4	6	3/16
IL134-M16Gx6	IL134-M16Sx6	3000	M16x2.00	5/8	3/4	1-3/4	6-3/4	6	3/16
IL134-M20Gx6	IL134-M20Sx6	3000	M20x2.50	3/4	3/4	1-3/4	6-3/4	6	3/16
IL135-M8Gx6	IL135-M8Sx6	500	M8x1.25	1/2	3/4	2	6-3/4	6	3/16
IL135-M10Gx6	IL135-M10Sx6	1000	M10x1.50	1/2	3/4	2	6-3/4	6	3/16
IL135-M12Gx6	IL135-M12Sx6	2000	M12x1.75	1/2	3/4	2	6-3/4	6	3/16
IL135-M16Gx6	IL135-M16Sx6	3000	M16x2.00	5/8	3/4	2	6-3/4	6	3/16
IL135-M20Gx6	IL135-M20Sx6	3000	M20x2.50	3/4	3/4	2	6-3/4	6	3/16
IL136-M8Gx6	IL136-M8Sx6	500	M8x1.25	1/2	3/4	3	6-3/4	6	3/16
IL136-M10Gx6	IL136-M10Sx6	1000	M10x1.50	1/2	3/4	3	6-3/4	6	3/16
IL136-M12Gx6	IL136-M12Sx6	2000	M12x1.75	1/2	3/4	3	6-3/4	6	3/16
IL136-M16Gx6	IL136-M16Sx6	3000	M16x2.00	5/8	3/4	3	6-3/4	6	3/16
IL136-M20Gx6	IL136-M20Sx6	3000	M20x2.50	3/4	3/4	3	6-3/4	6	3/16
IL137-M8Gx6	IL137-M8Sx6	500	M8x1.25	1/2	3/4	4	6-3/4	6	3/16
IL137-M10Gx6	IL137-M10Sx6	1000	M10x1.50	1/2	3/4	4	6-3/4	6	3/16
IL137-M12Gx6	IL137-M12Sx6	2000	M12x1.75	1/2	3/4	4	6-3/4	6	3/16
IL137-M16Gx6	IL137-M16Sx6	3000	M16x2.00	5/8	3/4	4	6-3/4	6	3/16
IL137-M20Gx6	IL137-M20Sx6	3000	M20x2.50	3/4	3/4	4	6-3/4	6	3/16

Top broached hex, "allen drive," (-BR) Thread & Hex Size table below:

Top Hex (Allen-drive) Thread & Hex Size							
Thread	M6x1	M8x1.25	M10x1.50	M12x1.75	M16x2.00	M20x2.50	M24x3.00
Hex Size	3mm	4mm	5mm	6mm	8mm	10mm	12mm



**INTERNATIONAL EQUIPMENT COMPONENTS, INC.**

Phone: 562.597.4533 eMail: sales@iec-corp.com

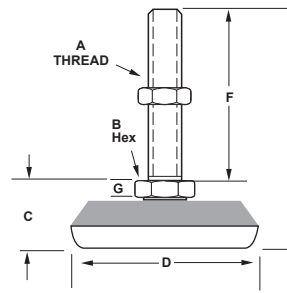
Web: www.iec-corp.com | www.levelingmounts.com

**MEDIUM-DUTY LEVELERS**  
**SAUCER BASE® METRIC SWIVEL**  
 8" STUD LENGTHS

PATENT PENDING

**Medium Duty Low-Profile, SAUCER BASE® Metric Swivel Levelers**

The IEC Saucer Base® Swivel Metric Levelers have metric threads and a curved bottom edge design for improved sliding capability and are ideal for medium duty, high volume applications. These levelers use advanced 3D engineering design with composite materials and incorporate many features requested by commercial and retail customers. They are available with an optional Top-A-Just,™ internal top allen-drive broached hex (add -BR to P/N). Eight (8) nylon base sizes to choose from: 3/4" to 4", 1/2" thick with 15 degree swivel from centerline. Steel stud and jam nut with gold trivalent zinc plating.



**Features**

- Gold trivalent zinc
- Top hex drive (add -BR to P/N)
- Loads to 3000 lbs
- Corrosion resistant
- 15 degree swivel
- 8 base diameters
- Glass-filled nylon
- RoHS compliant
- Curved bottom edge for improved sliding
- Black base standard, to order wood brown, add -BN to p/n. To order metallic gray, add -GY to p/n.

**Applications**

- Appliances
- Displays
- Racks
- Vending Machines
- Stages
- Decks
- Electronic equipment
- Enclosures

- Conveyors
- Machinery
- Work tables

OPTIONAL BASE COLORS	OTHER FINISHES	TOP ALLEN-DRIVE BROACHED HEX (-BR)
	Standard finish is gold trivalent zinc. (shown to right) For black finish, see IEC's Ruggedized Light Duty Glide catalog.	 Top allen-drive broached hex (-BR) Dimension table at bottom of page.

SAUCER BASE METRIC SWIVEL — 8" STUD LENGTHS (3/4" to 4" BASE DIAMETERS)

Steel	Stainless	Load	A	B	C	D	E	F	G
IL130-M12Gx8	IL130-M12Sx8	2000	M12x1.75	1/2	3/4	3/4	8-3/4	8	3/16
IL130-M16Gx8	IL130-M16Sx8	3000	M16x2.00	5/8	3/4	3/4	8-3/4	8	3/16
IL130-M20Gx8	IL130-M20Sx8	3000	M20x2.50	3/4	3/4	3/4	8-3/4	8	3/16
IL131-M12Gx8	IL131-M12Sx8	2000	M12x1.75	1/2	3/4	1	8-3/4	8	3/16
IL131-M16Gx8	IL131-M16Sx8	3000	M16x2.00	5/8	3/4	1	8-3/4	8	3/16
IL131-M20Gx8	IL131-M20Sx8	3000	M20x2.50	3/4	3/4	1	8-3/4	8	3/16
IL132-M12Gx8	IL132-M12Sx8	2000	M12x1.75	1/2	3/4	1-1/4	8-3/4	8	3/16
IL132-M16Gx8	IL132-M16Sx8	3000	M16x2.00	5/8	3/4	1-1/4	8-3/4	8	3/16
IL132-M20Gx8	IL132-M20Sx8	3000	M20x2.50	3/4	3/4	1-1/4	8-3/4	8	3/16
IL133-M12Gx8	IL133-M12Sx8	2000	M12x1.75	1/2	3/4	1-1/2	8-3/4	8	3/16
IL133-M16Gx8	IL133-M16Sx8	3000	M16x2.00	5/8	3/4	1-1/2	8-3/4	8	3/16
IL133-M20Gx8	IL133-M20Sx8	3000	M20x2.50	3/4	3/4	1-1/2	8-3/4	8	3/16
IL134-M12Gx8	IL134-M12Sx8	2000	M12x1.75	1/2	3/4	1-3/4	8-3/4	8	3/16
IL134-M16Gx8	IL134-M16Sx8	3000	M16x2.00	5/8	3/4	1-3/4	8-3/4	8	3/16
IL134-M20Gx8	IL134-M20Sx8	3000	M20x2.50	3/4	3/4	1-3/4	8-3/4	8	3/16
IL135-M12Gx8	IL135-M12Sx8	2000	M12x1.75	1/2	3/4	2	8-3/4	8	3/16
IL135-M16Gx8	IL135-M16Sx8	3000	M16x2.00	5/8	3/4	2	8-3/4	8	3/16
IL135-M20Gx8	IL135-M20Sx8	3000	M20x2.50	3/4	3/4	2	8-3/4	8	3/16
IL136-M12Gx8	IL136-M12Sx8	2000	M12x1.75	1/2	3/4	3	8-3/4	8	3/16
IL136-M16Gx8	IL136-M16Sx8	3000	M16x2.00	5/8	3/4	3	8-3/4	8	3/16
IL136-M20Gx8	IL136-M20Sx8	3000	M20x2.50	3/4	3/4	3	8-3/4	8	3/16
IL137-M12Gx8	IL137-M12Sx8	2000	M12x1.75	1/2	3/4	4	8-3/4	8	3/16
IL137-M16Gx8	IL137-M16Sx8	3000	M16x2.00	5/8	3/4	4	8-3/4	8	3/16
IL137-M20Gx8	IL137-M20Sx8	3000	M20x2.50	3/4	3/4	4	8-3/4	8	3/16

Top broached hex, "allen drive," (-BR) Thread & Hex Size table below:

Top Hex (Allen-drive) Thread & Hex Size							
Thread	M6x1	M8x1.25	M10x1.50	M12x1.75	M16x2.00	M20x2.50	M24x3.00
Hex Size	3mm	4mm	5mm	6mm	8mm	10mm	12mm