



Medium Duty Low-Profile, SAUCER BASE® Fixed Stud Metric Levelers

The IEC Saucer Base® Fixed Stud Metric Levelers have metric threads and a curved bottom edge design for improved sliding capability and are ideal for medium duty, high volume applications. These levelers use advanced 3D engineering design. Eight (8) nylon base sizes to choose from: 3/4" to 4", 1/2" thick with a bottom hex drive molded into the base. Steel stud and washer have clear zinc plating.

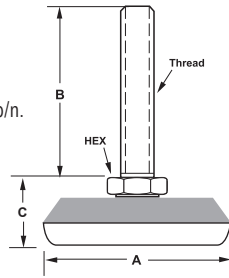
Features

- Loads to 2500 lbs
- Corrosion resistant
- Bottom hex drive
- 8 base diameters
- Glass-filled nylon
- RoHS compliant
- Curved bottom edge for improved sliding
- Black base standard, to order wood brown, add -BN to p/n. To order metallic gray, add -GY to p/n.

Applications

- Appliances
- Displays
- Racks
- Vending Machines
- Stages
- Decks
- Electronic equipment
- Enclosures

- Conveyors
- Machinery
- Work tables



OPTIONAL BASE COLORS



METRIC LOW PROFILE FIXED STUD LEVELERS

Steel	SS	Load	Thread	Hex	A	B(mm)	C
Metric Poly Base Steel and Stainless Steel Fixed Stud Glides							
IL120-M6Bx25	IL120-M6BSx25	100	M6	1/2	3/4	25	3/4
IL120-M6Bx38	IL120-M6BSx38	100	M6	1/2	3/4	38	3/4
IL120-M6Bx51	IL120-M6BSx51	100	M6	1/2	3/4	51	3/4
IL120-M8Bx38	IL120-M8BSx38	500	M8	1/2	3/4	38	3/4
IL120-M8Bx51	IL120-M8BSx51	500	M8	1/2	3/4	51	3/4
IL120-M8Bx62	IL120-M8BSx62	500	M8	1/2	3/4	62	3/4
IL120-M10Bx38	IL120-M10BSx38	1000	M10	1/2	3/4	38	3/4
IL120-M10Bx51	IL120-M10BSx51	1000	M10	1/2	3/4	51	3/4
IL120-M10Bx62	IL120-M10BSx62	1000	M10	1/2	3/4	62	3/4
IL120-M12Bx38	IL120-M12BSx38	2000	M12	1/2	3/4	38	3/4
IL120-M12Bx51	IL120-M12BSx51	2000	M12	1/2	3/4	51	3/4
IL120-M12Bx75	IL120-M12BSx75	2000	M12	1/2	3/4	75	3/4
IL120-M12Bx102	IL120-M12BSx102	2000	M12	1/2	3/4	102	3/4
IL120-M16Bx51	IL120-M16BSx51	2500	M16	5/8	3/4	51	3/4
IL120-M16Bx90-BR	IL120-M16BSx90-BR	2500	M16	5/8	3/4	90	3/4
IL120-M16Bx102	IL120-M16BSx102	2500	M16	5/8	3/4	102	3/4
IL120-M16Bx115-BR	IL120-M16BSx115-BR	2500	M16	5/8	3/4	115	3/4
IL121-M6Bx25	IL121-M6BSx25	100	M6	1/2	1	25	3/4
IL121-M6Bx38	IL121-M6BSx38	100	M6	1/2	1	38	3/4
IL121-M6Bx51	IL121-M6BSx51	100	M6	1/2	1	51	3/4
IL121-M8Bx38	IL121-M8BSx38	500	M8	1/2	1	38	3/4
IL121-M8Bx51	IL121-M8BSx51	500	M8	1/2	1	51	3/4
IL121-M8Bx62	IL121-M8BSx62	500	M8	1/2	1	62	3/4
IL121-M10Bx38	IL121-M10Bx38S	1000	M10	1/2	1	38	3/4
IL121-M10Bx51	IL121-M10Bx51S	1000	M10	1/2	1	51	3/4
IL121-M10Bx62	IL121-M10Bx62S	1000	M10	1/2	1	62	3/4
IL121-M12Bx38	IL121-M12BSx38	2000	M12	1/2	1	38	3/4
IL121-M12Bx51	IL121-M12BSx51	2000	M12	1/2	1	51	3/4
IL121-M12Bx75	IL121-M12BSx75	2000	M12	1/2	1	75	3/4
IL121-M12Bx102	IL121-M12BSx102	2000	M12	1/2	1	102	3/4
IL121-M16Bx51	IL121-M16BSx51	2500	M16	5/8	1	51	3/4
IL121-M16Bx90-BR	IL121-M16BSx90-BR	2500	M16	5/8	1	90	3/4
IL121-M16Bx102	IL121-M16BSx102	2500	M16	5/8	1	102	3/4
IL121-M16Bx115-BR	IL121-M16BSx115-BR	2500	M16	5/8	1	115	3/4

These metric threads may be special-ordered with an optional Top-A-Just™ internal top allen-drive broached hex (add -BR to P/N) or with the external top hex shown here (add -HX to P/N). Many top hex options (-HX) are already stock items in the english thread version of these levelers.



Medium Duty Low-Profile, SAUCER BASE® Fixed Stud Metric Levelers

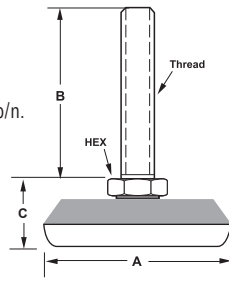
The IEC Saucer Base® Fixed Stud Metric Levelers have metric threads and a curved bottom edge design for improved sliding capability and are ideal for medium duty, high volume applications. These levelers use advanced 3D engineering design. Eight (8) nylon base sizes to choose from: 3/4" to 4", 1/2" thick with a bottom hex drive molded into the base. Steel stud and washer have clear zinc plating.

Features

- Loads to 2500 lbs
- Corrosion resistant
- Bottom hex drive
- 8 base diameters
- Glass-filled nylon
- RoHS compliant
- Curved bottom edge for improved sliding
- Black base standard, to order wood brown, add -BN to p/n. To order metallic gray, add -GY to p/n.

Applications

- Appliances
- Displays
- Racks
- Vending Machines
- Stages
- Decks
- Electronic equipment
- Enclosures
- Conveyors
- Machinery
- Work tables



METRIC LOW PROFILE FIXED STUD LEVELERS

Steel	SS	Load	Thread	Hex	A	B(mm)	C
Metric Poly Base Steel and Stainless Steel Fixed Stud Glides							
IL122-M6Bx25	IL122-M6BSx25	100	M6	1/2	1-1/4	25	3/4
IL122-M6Bx38	IL122-M6BSx38	100	M6	1/2	1-1/4	38	3/4
IL122-M6Bx51	IL122-M6BSx51	100	M6	1/2	1-1/4	51	3/4
IL122-M8Bx38	IL122-M8BSx38	500	M8	1/2	1-1/4	38	3/4
IL122-M8Bx51	IL122-M8BSx51	500	M8	1/2	1-1/4	51	3/4
IL122-M8Bx62	IL122-M8BSx62	500	M8	1/2	1-1/4	62	3/4
IL122-M10Bx38	IL122-M10BSx38	1000	M10	1/2	1-1/4	38	3/4
IL122-M10Bx51	IL122-M10BSx51	1000	M10	1/2	1-1/4	51	3/4
IL122-M10Bx62	IL122-M10BSx62	1000	M10	1/2	1-1/4	62	3/4
IL122-M12Bx38	IL122-M12BSx38	2000	M12	1/2	1-1/4	38	3/4
IL122-M12Bx51	IL122-M12BSx51	2000	M12	1/2	1-1/4	51	3/4
IL122-M12Bx75	IL122-M12BSx75	2000	M12	1/2	1-1/4	75	3/4
IL122-M12Bx102	IL122-M12BSx102	2000	M12	1/2	1-1/4	102	3/4
IL122-M16Bx51	IL122-M16BSx51	2500	M16	5/8	1-1/4	51	3/4
IL122-M16Bx90-BR	IL122-M16BSx90-BR	2500	M16	5/8	1-1/4	90	3/4
IL122-M16Bx102	IL122-M16BSx102	2500	M16	5/8	1-1/4	102	3/4
IL122-M16Bx115-BR	IL122-M16BSx115-BR	2500	M16	5/8	1-1/4	115	3/4
IL123-M6Bx25	IL123-M6BSx25	100	M6	1/2	1-1/2	25	3/4
IL123-M6Bx38	IL123-M6BSx38	100	M6	1/2	1-1/2	38	3/4
IL123-M6Bx51	IL123-M6BSx51	100	M6	1/2	1-1/2	51	3/4
IL123-M8Bx38	IL123-M8BSx38	500	M8	1/2	1-1/2	38	3/4
IL123-M8Bx51	IL123-M8BSx51	500	M8	1/2	1-1/2	51	3/4
IL123-M8Bx62	IL123-M8BSx62	500	M8	1/2	1-1/2	62	3/4
IL123-M10Bx38	IL123-M10Bx38S	1000	M10	1/2	1-1/2	38	3/4
IL123-M10Bx51	IL123-M10Bx51S	1000	M10	1/2	1-1/2	51	3/4
IL123-M10Bx62	IL123-M10Bx62S	1000	M10	1/2	1-1/2	62	3/4
IL123-M12Bx38	IL123-M12BSx38	2000	M12	1/2	1-1/2	38	3/4
IL123-M12Bx51	IL123-M12BSx51	2000	M12	1/2	1-1/2	51	3/4
IL123-M12Bx75	IL123-M12BSx75	2000	M12	1/2	1-1/2	75	3/4
IL123-M12Bx102	IL123-M12BSx102	2000	M12	1/2	1-1/2	102	3/4
IL123-M16Bx51	IL123-M16BSx51	2500	M16	5/8	1-1/2	51	3/4
IL123-M16Bx90-BR	IL123-M16BSx90-BR	2500	M16	5/8	1-1/2	90	3/4
IL123-M16Bx102	IL123-M16BSx102	2500	M16	5/8	1-1/2	102	3/4
IL123-M16Bx115-BR	IL123-M16BSx115-BR	2500	M16	5/8	1-1/2	115	3/4

These metric threads may be special-ordered with an optional Top-A-Just,™ internal top allen-drive broached hex (add -BR to P/N) or with the external top hex shown here (add -HX to P/N). Many top hex options (-HX) are already stock items in the english thread version of these levelers.



Medium Duty Low-Profile, SAUCER BASE® Fixed Stud Metric Levelers

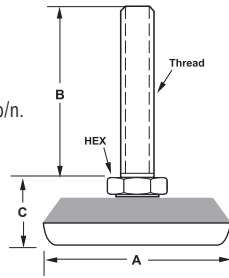
The IEC Saucer Base® Fixed Stud Metric Levelers have metric threads and a curved bottom edge design for improved sliding capability and are ideal for medium duty, high volume applications. These levelers use advanced 3D engineering design. Eight (8) nylon base sizes to choose from: 3/4" to 4", 1/2" thick with a bottom hex drive molded into the base. Steel stud and washer have clear zinc plating.

Features

- Loads to 2500 lbs
- Corrosion resistant
- Bottom hex drive
- 8 base diameters
- Glass-filled nylon
- RoHS compliant
- Curved bottom edge for improved sliding
- Black base standard, to order wood brown, add -BN to p/n. To order metallic gray, add -GY to p/n.

Applications

- Appliances
- Displays
- Racks
- Vending Machines
- Stages
- Decks
- Electronic equipment
- Enclosures
- Conveyors
- Machinery
- Work tables



OPTIONAL BASE COLORS



These metric threads may be special-ordered with an optional Top-A-Just,™ internal top allen-drive broached hex (add -BR to P/N) or with the external top hex shown here (add -HX to P/N). Many top hex options (-HX) are already stock items in the english thread version of these levelers.

METRIC LOW PROFILE FIXED STUD LEVELERS

Steel	SS	Load	Thread	Hex	A	B(mm)	C
Metric Poly Base Steel and Stainless Steel Fixed Stud Glides							
IL124-M6Bx25	IL124-M6BSx25	100	M6	1/2	1-3/4	25	3/4
IL124-M6Bx38	IL124-M6BSx38	100	M6	1/2	1-3/4	38	3/4
IL124-M6Bx51	IL124-M6BSx51	100	M6	1/2	1-3/4	51	3/4
IL124-M8Bx38	IL124-M8BSx38	500	M8	1/2	1-3/4	38	3/4
IL124-M8Bx51	IL124-M8BSx51	500	M8	1/2	1-3/4	51	3/4
IL124-M8Bx62	IL124-M8BSx62	500	M8	1/2	1-3/4	62	3/4
IL124-M10Bx38	IL124-M10BSx38	1000	M10	1/2	1-3/4	38	3/4
IL124-M10Bx51	IL124-M10BSx51	1000	M10	1/2	1-3/4	51	3/4
IL124-M10Bx62	IL124-M10BSx62	1000	M10	1/2	1-3/4	62	3/4
IL124-M12Bx38	IL120-M12BSx38	2000	M12	1/2	1-3/4	38	3/4
IL124-M12Bx51	IL124-M12BSx51	2000	M12	1/2	1-3/4	51	3/4
IL124-M12Bx75	IL124-M12BSx75	2000	M12	1/2	1-3/4	75	3/4
IL124-M12Bx102	IL124-M12BSx102	2000	M12	1/2	1-3/4	102	3/4
IL124-M16Bx51	IL124-M16BSx51	2500	M16	5/8	1-3/4	51	3/4
IL124-M16Bx90-BR	IL124-M16BSx90-BR	2500	M16	5/8	1-3/4	90	3/4
IL124-M16Bx102	IL124-M16BSx102	2500	M16	5/8	1-3/4	102	3/4
IL124-M16Bx115-BR	IL124-M16BSx115-BR	2500	M16	5/8	1-3/4	115	3/4
IL125-M6Bx25	IL125-M6BSx25	100	M6	1/2	2	25	3/4
IL125-M6Bx38	IL125-M6BSx38	100	M6	1/2	2	38	3/4
IL125-M6Bx51	IL125-M6BSx51	100	M6	1/2	2	51	3/4
IL125-M8Bx38	IL125-M8BSx38	500	M8	1/2	2	38	3/4
IL125-M8Bx51	IL125-M8BSx51	500	M8	1/2	2	51	3/4
IL125-M8Bx62	IL125-M8BSx62	500	M8	1/2	2	62	3/4
IL125-M10Bx38	IL125-M10Bx38S	1000	M10	1/2	2	38	3/4
IL125-M10Bx51	IL125-M10Bx51S	1000	M10	1/2	2	51	3/4
IL125-M10Bx62	IL125-M10Bx62S	1000	M10	1/2	2	62	3/4
IL125-M12Bx38	IL125-M12BSx38	2000	M12	1/2	2	38	3/4
IL125-M12Bx51	IL125-M12BSx51	2000	M12	1/2	2	51	3/4
IL125-M12Bx75	IL125-M12BSx75	2000	M12	1/2	2	75	3/4
IL125-M12Bx102	IL125-M12BSx102	2000	M12	1/2	2	102	3/4
IL125-M16Bx51	IL125-M16BSx51	2500	M16	5/8	2	51	3/4
IL125-M16Bx90-BR	IL125-M16BSx90-BR	2500	M16	5/8	2	90	3/4
IL125-M16Bx102	IL125-M16BSx102	2500	M16	5/8	2	102	3/4
IL125-M16Bx115-BR	IL125-M16BSx115-BR	2500	M16	5/8	2	115	3/4



Medium Duty Low-Profile, SAUCER BASE® Fixed Stud Metric Levelers

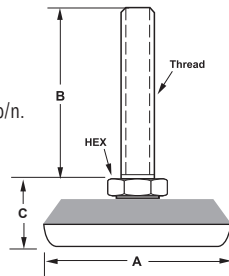
The IEC Saucer Base® Fixed Stud Metric Levelers have metric threads and a curved bottom edge design for improved sliding capability and are ideal for medium duty, high volume applications. These levelers use advanced 3D engineering design. Eight (8) nylon base sizes to choose from: 3/4" to 4", 1/2" thick with a bottom hex drive molded into the base. Steel stud and washer have clear zinc plating.

Features

- Loads to 2500 lbs
- Corrosion resistant
- Bottom hex drive
- 8 base diameters
- Glass-filled nylon
- RoHS compliant
- Curved bottom edge for improved sliding
- Black base standard, to order wood brown, add -BN to p/n. To order metallic gray, add -GY to p/n.

Applications

- Appliances
- Displays
- Racks
- Vending Machines
- Stages
- Decks
- Electronic equipment
- Enclosures
- Conveyors
- Machinery
- Work tables



METRIC LOW PROFILE FIXED STUD LEVELERS

Steel	SS	Load	Thread	Hex	A	B(mm)	C
Metric Poly Base Steel and Stainless Steel Fixed Stud Glides							
IL126-M6Bx25	IL126-M6BSx25	100	M6	1/2	3	25	3/4
IL126-M6Bx38	IL126-M6BSx38	100	M6	1/2	3	38	3/4
IL126-M6Bx51	IL126-M6BSx51	100	M6	1/2	3	51	3/4
IL126-M8Bx38	IL126-M8BSx38	500	M8	1/2	3	38	3/4
IL126-M8Bx51	IL126-M8BSx51	500	M8	1/2	3	51	3/4
IL126-M8Bx62	IL126-M8BSx62	500	M8	1/2	3	62	3/4
IL126-M10Bx38	IL126-M10BSx38	1000	M10	1/2	3	38	3/4
IL126-M10Bx51	IL126-M10BSx51	1000	M10	1/2	3	51	3/4
IL126-M10Bx62	IL126-M10BSx62	1000	M10	1/2	3	62	3/4
IL126-M12Bx38	IL126-M12BSx38	2000	M12	1/2	3	38	3/4
IL126-M12Bx51	IL126-M12BSx51	2000	M12	1/2	3	51	3/4
IL126-M12Bx75	IL126-M12BSx75	2000	M12	1/2	3	75	3/4
IL126-M12Bx102	IL126-M12BSx102	2000	M12	1/2	3	102	3/4
IL126-M16Bx51	IL126-M16BSx51	2500	M16	5/8	3	51	3/4
IL126-M16Bx90-BR	IL126-M16BSx90-BR	2500	M16	5/8	3	90	3/4
IL126-M16Bx102	IL126-M16BSx102	2500	M16	5/8	3	102	3/4
IL126-M16Bx115-BR	IL126-M16BSx115-BR	2500	M16	5/8	3	115	3/4
IL127-M6Bx25	IL127-M6BSx25	100	M6	1/2	4	25	3/4
IL127-M6Bx38	IL127-M6BSx38	100	M6	1/2	4	38	3/4
IL127-M6Bx51	IL127-M6BSx51	100	M6	1/2	4	51	3/4
IL127-M8Bx38	IL127-M8BSx38	500	M8	1/2	4	38	3/4
IL127-M8Bx51	IL127-M8BSx51	500	M8	1/2	4	51	3/4
IL127-M8Bx62	IL127-M8BSx62	500	M8	1/2	4	62	3/4
IL127-M10Bx38	IL127-M10BSx38S	1000	M10	1/2	4	38	3/4
IL127-M10Bx51	IL127-M10BSx51S	1000	M10	1/2	4	51	3/4
IL127-M10Bx62	IL127-M10BSx62S	1000	M10	1/2	4	62	3/4
IL127-M12Bx38	IL127-M12BSx38	2000	M12	1/2	4	38	3/4
IL127-M12Bx51	IL127-M12BSx51	2000	M12	1/2	4	51	3/4
IL127-M12Bx75	IL127-M12BSx75	2000	M12	1/2	4	75	3/4
IL127-M12Bx102	IL127-M12BSx102	2000	M12	1/2	4	102	3/4
IL127-M16Bx51	IL127-M16BSx51	2500	M16	5/8	4	51	3/4
IL127-M16Bx90-BR	IL127-M16BSx90-BR	2500	M16	5/8	4	90	3/4
IL127-M16Bx102	IL127-M16BSx102	2500	M16	5/8	4	102	3/4
IL127-M16Bx115-BR	IL127-M16BSx115-BR	2500	M16	5/8	4	115	3/4

These metric threads may be special-ordered with an optional Top-A-Just,™ internal top allen-drive broached hex (add -BR to P/N) or with the external top hex shown here (add -HX to P/N). Many top hex options (-HX) are already stock items in the english thread version of these levelers.