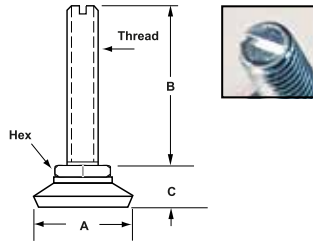




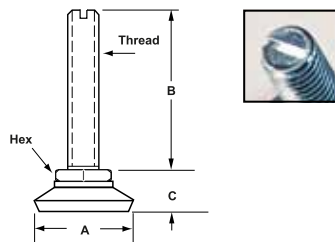
Threaded Swivel Base Leveling Glides

18C-Light Duty, Swivel Nylon Base *threaded glides* have a black, swivel base and black nylon top. The steel stud is zinc plated and has a top slot.



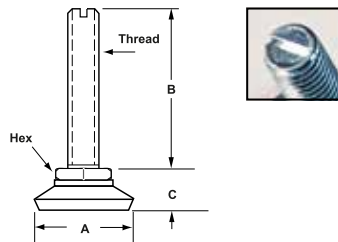
18C-Metric Light Duty, Swivel Nylon Base *threaded glides* have a black, swivel base and black nylon top. The metric steel stud is zinc plated and has a top slot.

18D-Light Duty, Swivel Rubber Base *threaded glides* have a black, swivel rubber base made of TPR (thermo-plastic rubber) for non-skid, non-marring support. The steel stud is zinc plated and has a top slot.



18D-Metric Light Duty, Swivel Rubber Base *threaded glides* have a black, swivel rubber base made of TPR (thermo-plastic rubber) for non-skid, non-marring support. The metric steel stud is zinc plated and has a top slot.

18E-Light Duty, Swivel PTFE Base *threaded sliders* allow for easy sliding, reduce floor scratching and provide noise reduction. They have a PTFE gray base (similar to teflon®) with a black nylon top and zinc plated stud with a top slot.



18E-Metric Light Duty, Swivel PTFE Base *threaded sliders* allow for easy sliding, reduce floor scratching and provide noise reduction. They have a PTFE gray base (similar to teflon®) with a black nylon top and zinc plated metric stud with a top slot.

Part Nbr.	Thread	Hex	A	B	C	Base
-----------	--------	-----	---	---	---	------

18H-Swivel Nylon Base Glides

IL31C-4X1/2-N	1/4-20	YES	1-3/8	1/2	7/8	BLACK
IL31C-41-N	1/4-20	YES	1-3/8	1	7/8	BLACK
IL31C-4X15-N	1/4-20	YES	1-3/8	1-1/2	7/8	BLACK
IL31C-51-N	5/16-18	YES	1-3/8	1	1	BLACK
IL31C-5X15-N	5/16-18	YES	1-3/8	1-1/2	1	BLACK
IL31C-52-N	5/16-18	YES	1-3/8	2	1	BLACK
IL31C-61-N	3/8-16	YES	1-3/8	1	1	BLACK
IL31C-6X15-N	3/8-16	YES	1-3/8	1-1/2	1	BLACK
IL31C-62-N	3/8-16	YES	1-3/8	2	1	BLACK

18H-Metric Swivel Nylon Base Glides

IL31C-M6X12-N	M6x1.0	YES	1-3/8	1/2	7/8	BLACK
IL31C-M6X25-N	M6x1.0	YES	1-3/8	1	7/8	BLACK
IL31C-M8X12-N	M8x1.25	YES	1-3/8	1/2	1	BLACK
IL31C-M8X25-N	M8x1.25	YES	1-3/8	1	1	BLACK
IL31C-M8X38-N	M8x1.50	YES	1-3/8	1-1/2	1	BLACK
IL31C-M10X25-N	M10x1.5	YES	1-3/8	1	1	BLACK
IL31C-M10X38-N	M10x1.5	YES	1-3/8	1-1/2	1	BLACK

18J-Swivel Rubber Base Glides

IL31C-4X1/2-R	1/4-20	YES	1-3/8	1/2	1	BLACK
IL31C-41-R	1/4-20	YES	1-3/8	1	1	BLACK
IL31C-4X15-R	1/4-20	YES	1-3/8	1-1/2	1	BLACK
IL31C-51-R	5/16-18	YES	1-3/8	1	1	BLACK
IL31C-5X15-R	5/16-18	YES	1-3/8	1-1/2	1	BLACK
IL31C-52-R	5/16-18	YES	1-3/8	2	1	BLACK
IL31C-61-R	3/8-16	YES	1-3/8	1	1	BLACK
IL31C-6X15-R	3/8-16	YES	1-3/8	1-1/2	1	BLACK
IL31C-62-R	3/8-16	YES	1-3/8	2	1	BLACK

18J-Metric Swivel Rubber Base Glides

IL31C-M6X12-R	M6x1.0	YES	1-3/8	1/2	7/8	BLACK
IL31C-M6X25-R	M6x1.0	YES	1-3/8	1	7/8	BLACK
IL31C-M8X12-R	M8x1.25	YES	1-3/8	1/2	1	BLACK
IL31C-M8X25-R	M8x1.25	YES	1-3/8	1	1	BLACK
IL31C-M8X38-R	M8x1.50	YES	1-3/8	1-1/2	1	BLACK
IL31C-M10X25-R	M10x1.5	YES	1-3/8	1	1	BLACK
IL31C-M10X38-R	M10x1.5	YES	1-3/8	1-1/2	1	BLACK

18K-Swivel PTFE Slider Base Glides

IL31C-4X1/2-PTFE	1/4-20	YES	1-3/8	1/2	1	BLACK
IL31C-41-PTFE	1/4-20	YES	1-3/8	1	1	BLACK
IL31C-4X15-PTFE	1/4-20	YES	1-3/8	1-1/2	1	BLACK
IL31C-51-PTFE	5/16-18	YES	1-3/8	1	1	BLACK
IL31C-5X15-PTFE	5/16-18	YES	1-3/8	1-1/2	1	BLACK
IL31C-52-PTFE	5/16-18	YES	1-3/8	2	1	BLACK
IL31C-61-PTFE	3/8-16	YES	1-3/8	1	1	BLACK
IL31C-6X15-PTFE	3/8-16	YES	1-3/8	1-1/2	1	BLACK
IL31C-62-PTFE	3/8-16	YES	1-3/8	2	1	BLACK

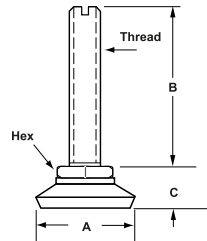
18K-Metric Swivel PTFE Slider Base Glides

IL31C-M6X12-PTFE	M6x1.0	YES	1-3/8	1/2	7/8	BLACK
IL31C-M6X25-PTFE	M6x1.0	YES	1-3/8	1	7/8	BLACK
IL31C-M8X12-PTFE	M8x1.25	YES	1-3/8	1/2	1	BLACK
IL31C-M8X25-PTFE	M8x1.25	YES	1-3/8	1	1	BLACK
IL31C-M8X38-PTFE	M8x1.50	YES	1-3/8	1-1/2	1	BLACK
IL31C-M10X25-PTFE	M10x1.5	YES	1-3/8	1	1	BLACK
IL31C-M10X38-PTFE	M10x1.5	YES	1-3/8	1-1/2	1	BLACK

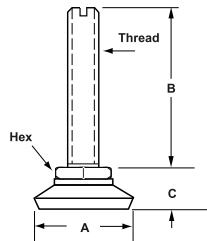


Threaded Swivel Base Leveling Glides

18L-Light Duty, Swivel Steel Base *threaded glides* have a black nylon top above the steel base. The stud is zinc plated and has a top slot. Steel based glides slide easily on carpet.



18L-Metric Light Duty, Swivel Steel Base *threaded glides* have a black nylon top above the steel base. The metric stud is zinc plated and has a top slot. Steel based glides slide easily on carpet.



18M-Light Duty, Swivel, Felt Base *threaded glides* (right) offer floor protection and reduce noise. They have a black nylon top above the brown felt base. The threaded metric stud is zinc plated and has a top slot. For wood legs that are not threaded, use IEC's threaded insert "T-nuts" or propeller nuts.

18M-Metric Light Duty, Swivel, Felt Base *threaded glides* (right) offer floor protection and reduce noise. They have a black nylon top above the brown felt base. The threaded metric stud is zinc plated and has a top slot. For wood legs that are not threaded, use IEC's threaded insert "T-nuts" or propeller nuts.

Part Nbr.	Thread	Hex	A	B	C	Base
-----------	--------	-----	---	---	---	------

18L-Swivel Steel Slider Base Glides

IL31C-4X1/2-S	1/4-20	YES	1-3/8	1/2	1	BLACK
IL31C-41-S	1/4-20	YES	1-3/8	1	1	BLACK
IL31C-4X15-S	1/4-20	YES	1-3/8	1-1/2	1	BLACK
IL31C-51-S	5/16-18	YES	1-3/8	1	1	BLACK
IL31C-5X15-S	5/16-18	YES	1-3/8	1-1/2	1	BLACK
IL31C-52-S	5/16-18	YES	1-3/8	2	1	BLACK
IL31C-61-S	3/8-16	YES	1-3/8	1	1	BLACK
IL31C-6X15-S	3/8-16	YES	1-3/8	1-1/2	1	BLACK
IL31C-62-S	3/8-16	YES	1-3/8	2	1	BLACK

18L-Metric Swivel Steel Slider Base Glides

IL31C-M6X1/2-S	M6x1.0	YES	1-3/8	1/2	7/8	BLACK
IL31C-M6X1-S	M6x1.0	YES	1-3/8	1	7/8	BLACK
IL31C-M8X1/2-S	M8x1.25	YES	1-3/8	1/2	1	BLACK
IL31C-M8X1-S	M8x1.25	YES	1-3/8	1	1	BLACK
IL31C-M8X3/8-S	M8x1.50	YES	1-3/8	1-1/2	1	BLACK
IL31C-M10X1-S	M10x1.5	YES	1-3/8	1	1	BLACK
IL31C-M10X15-S	M10x1.5	YES	1-3/8	1-1/2	1	BLACK

18M-Swivel Felt Slider Base Glides

IL31C-4X1/2-F	1/4-20	YES	1-3/8	1/2	1	BLACK
IL31C-41-F	1/4-20	YES	1-3/8	1	1	BLACK
IL31C-4X15-F	1/4-20	YES	1-3/8	1-1/2	1	BLACK
IL31C-51-F	5/16-18	YES	1-3/8	1	1	BLACK
IL31C-5X15-F	5/16-18	YES	1-3/8	1-1/2	1	BLACK
IL31C-52-F	5/16-18	YES	1-3/8	2	1	BLACK
IL31C-61-F	3/8-16	YES	1-3/8	1	1	BLACK
IL31C-6X15-F	3/8-16	YES	1-3/8	1-1/2	1	BLACK
IL31C-62-F	3/8-16	YES	1-3/8	2	1	BLACK

18M-Metric Swivel Felt Slider Base Glides

IL31C-M6X1/2-F	M6x1.0	YES	1-3/8	1/2	7/8	BLACK
IL31C-M6X1-F	M6x1.0	YES	1-3/8	1	7/8	BLACK
IL31C-M8X1/2-F	M8x1.25	YES	1-3/8	1/2	1	BLACK
IL31C-M8X1-F	M8x1.25	YES	1-3/8	1	1	BLACK
IL31C-M8X3/8-F	M8x1.50	YES	1-3/8	1-1/2	1	BLACK
IL31C-M10X1-F	M10x1.5	YES	1-3/8	1	1	BLACK
IL31C-M10X15-F	M10x1.5	YES	1-3/8	1-1/2	1	BLACK